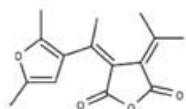

**(E)-Aberchrome 540**

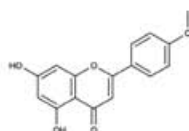
10 mg # 8200

photochrome, actinometre  
 Assay (HPLC) ≥95% [ with HPLC chromatogram]  
 = (E)-alpha-2,5-Dimethyl-3-furylethylidene(isopropylidene)succinic anhydride  
 ORGANICS Store away from light.  
 MW : 260.29 P260 - P262  
 [59000-86-1]  
 C<sub>15</sub>H<sub>16</sub>O<sub>4</sub>


**(Z)-Aberchrome 540**

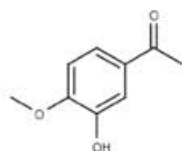
10 mg # 8201

photochrome, actinometre  
 Assay (HPLC) ≥95% [ with HPLC chromatogram]  
 = (Z)-alpha-2,5-Dimethyl-3-furylethylidene(isopropylidene)succinic anhydride  
 ORGANICS Store away from light.  
 MW : 260.29 P260 - P262  
 [59000-87-2]  
 C<sub>15</sub>H<sub>16</sub>O<sub>4</sub>


**Acacetin**

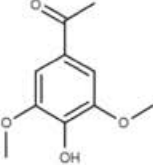

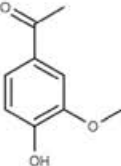

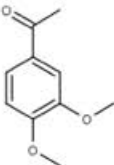

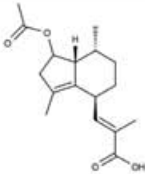

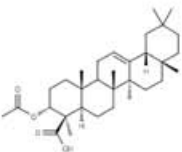
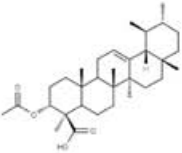
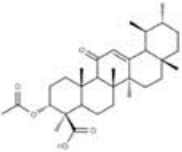

10 mg # 1101 S

Assay (HPLC) ≥99% [ with HPLC chromatogram]  
 = Apigenin-4'-methylether ; 5,7-Dihydroxy-4'-methoxyflavone  
 FLAVONOID / Flavone P280 - P305+P351+P338 - P337+P313 - P260  
 MW : 284.28 H315 - H319 - H335  
 [480-44-4]  
 C<sub>16</sub>H<sub>12</sub>O<sub>5</sub>

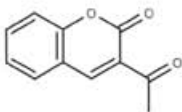
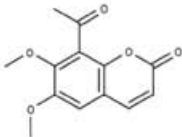
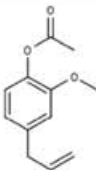

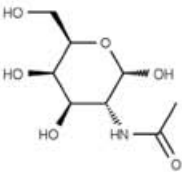
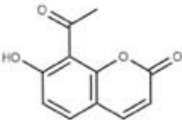
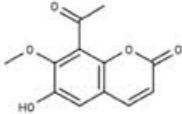
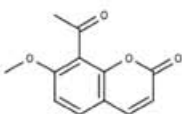

**Acacetin-7-O-neohesperidoside**
*see Fortunellin [1146]*
**Acacetin-7-O-rutinoside**
*see Linarin [1169 S]*
**Acetic acid benzylester**
*see Benzylacetate [6226 S]*
**Acetic acid cinnamylester**
*see Cinnamyl acetate [5139 S]*
**Acetic acid lavandulylester**
*see (+/-)-Lavandulyl acetate [5406 S]*
**Acetic acid-3-methylphenylester**
*see m-Cresyl acetate [4840]*

**Acetoisovanillone**

10 mg # 4940 S

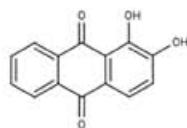
Assay (HPLC) ≥99% [ with HPLC chromatogram]  
 = 3'-Hydroxy-4'-methoxyacetophenone  
 ORGANICS / Benzoic acid deriv. P260 - P262  
 MW : 166.18  
 [6100-74-9]  
 C<sub>9</sub>H<sub>10</sub>O<sub>3</sub>

	<p><b>Acetosyringon</b>            Assay (HPLC) ≥95% [ with HPLC chromatogram]            = 3,5-Dimethoxy-4-hydroxyacetophenone            ORGANICS / Gallic acid deriv.            MW : 196.21            [2478-38-8]            C<sub>10</sub>H<sub>12</sub>O<sub>4</sub></p>	<p>100 mg # 6001</p>
	<p>P260 - P280 - P305+P351+P338 - P337+P313            H315 - H319 - H335</p>	
	<p><b>Acetovanillon</b>            Assay (HPLC) ≥95% [ with HPLC chromatogram]            = Apocynin ; 4'-Hydroxy-3'-methoxyacetophenone            ORGANICS / Benzoic acid deriv.            MW : 166.18            [498-02-2]            C<sub>9</sub>H<sub>10</sub>O<sub>3</sub></p>	<p>1 g # 6002</p>
	<p>P260 - P280 - P305+P351+P338 - P337+P313            H315 - H319 - H335</p>	
	<p><b>Acetoveratrone</b>            Assay (HPLC) ≥95% [ with HPLC chromatogram]            = 3,4-Dimethoxyacetophenone            ORGANICS / Benzoic acid deriv.            MW : 180.21            [1131-62-0]            C<sub>10</sub>H<sub>12</sub>O<sub>3</sub></p>	<p>1 g # 4941</p>
	<p>P260 - P262</p>	
	<p><b>Acetoxyvalerenic acid</b>            Assay (HPLC) ≥90% [ with HPLC chromatogram]            SESQUITERPENE            MW : 292.38            [84638-55-1]            C<sub>17</sub>H<sub>24</sub>O<sub>4</sub></p>	<p>100 mg # 3812</p>
	<p>Store at &lt;15 °C            P260 - P262</p>	
	<p><b>alpha-Acetylboswellic acid</b>            Assay (HPLC) ≥90% [ with HPLC chromatogram]            TRITERPENE / Ursane            MW : 498.75            [89913-60-0]            C<sub>32</sub>H<sub>50</sub>O<sub>4</sub></p>	<p>5 mg # 0012</p>
<p>P260 - P262</p>		
	<p><b>beta-Acetylboswellic acid</b>            Assay (HPLC) ≥90% [ with HPLC chromatogram]            TRITERPENE / Ursane            MW : 498.75            [5968-70-7]            C<sub>32</sub>H<sub>50</sub>O<sub>4</sub></p>	<p>5 mg # 0025</p>
<p>P260 - P262</p>		
	<p><b>3-O-Acetyl-11-keto-beta-boswellic acid</b>            Assay (HPLC) ≥99% [ with HPLC chromatogram]            TRITERPENE / Ursane            MW : 512.73            [67416-61-9]            C<sub>32</sub>H<sub>48</sub>O<sub>5</sub></p>	<p>10 mg # 2311 S</p>
	<p>P260 - P262</p>	



	<p><b>3-Acetylcoumarin</b>            Assay (HPLC) ≥95% [ with HPLC chromatogram]            COUMARIN            MW : 188.18            [3949-36-8]            C<sub>11</sub>H<sub>8</sub>O<sub>3</sub></p>	100 mg	# 0506	P260 - P262
	<p><b>8-Acetyl-6,7-dimethoxycoumarin</b>            Assay (HPLC) ≥95% [ with HPLC chromatogram]            COUMARIN            MW : 248.24            C<sub>13</sub>H<sub>12</sub>O<sub>5</sub></p>	10 mg	# 0582	P260 - P262
	<p><b>Acetyლეugenol</b>            Assay (GC) ≥98% [with GC chromatogram]            ORGANICS / Phenol            MW : 206.24            [93-28-7]            C<sub>12</sub>H<sub>14</sub>O<sub>3</sub></p>	100 mg	# 5151	Store at +2/8 °C P260 - P262 - P280 H302 - H315 
	<p><b>N-Acetyl-D-galactosamine</b>            OLIGOSACCHARIDE            MW : 221.22            [1811-31-0]            C<sub>8</sub>H<sub>15</sub>NO<sub>6</sub></p>	100 mg	# 4014	Store at +2/8 °C P260 - P262
	<p><b>8-Acetyl-7-hydroxycoumarin</b>            Assay (HPLC) ≥95% [ with HPLC chromatogram]            COUMARIN            MW : 204.18            [6748-68-1]            C<sub>11</sub>H<sub>8</sub>O<sub>4</sub></p>	10 mg	# 0583	P260 - P262
	<p><b>8-Acetyl-6-hydroxy-7-methoxycoumarin</b>            Assay (HPLC) ≥90% [ with HPLC chromatogram]            COUMARIN / Methylcoumarin            MW : 234.21            C<sub>12</sub>H<sub>10</sub>O<sub>5</sub></p>	10 mg	# 0584	P260 - P262
	<p><b>8-Acetyl-7-methoxycoumarin</b>            Assay (HPLC) ≥95% [ with HPLC chromatogram]            COUMARIN            MW : 218.21            [89019-07-8]            C<sub>12</sub>H<sub>10</sub>O<sub>4</sub></p>	10 mg	# 0585	P260 - P262
<p><b>Acetylpyrocatechol</b>  <i>see 3,4-Dihydroxyacetophenone [4956]</i></p>				

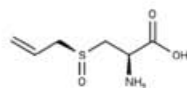
	<p><b>cis-Aconitic acid</b> ORGANICS MW : 174.12 [585-84-2] C<sub>6</sub>H<sub>6</sub>O<sub>6</sub></p>	<p>1 g # 0703 Store at +2/8 °C P260 - P280 - P305+P351+P338 - P337+P313 H351 - H315 - H319</p>
	<p><b>trans-Aconitic acid</b> ORGANICS MW : 174.12 [4023-65-8] C<sub>6</sub>H<sub>6</sub>O<sub>6</sub></p>	<p>1 g # 0782 Store at +2/8 °C P260 - P280 - P305+P351+P338 - P337+P313 H315 - H319 - H335</p>
<p><b>Acteoside</b> <i>see Verbascoside (4994 S)</i></p>		
	<p><b>Agnuside</b> Assay (HPLC) ≥99% [ with HPLC chromatogram] MONOTERPENE / Iridoid MW : 466.44 [11027-63-7] C<sub>22</sub>H<sub>26</sub>O<sub>11</sub></p>	<p>10 mg # 0235 S P260 - P262</p>
	<p><b>Ajmalicine</b> Assay (HPLC) ≥95% [ with HPLC chromatogram] ALKALOID / Indole MW : 352.43 [483-04-5] C<sub>21</sub>H<sub>24</sub>N<sub>2</sub>O<sub>3</sub></p>	<p>10 mg # 1692 P260 - P280 H302</p>
	<p><b>Ajmalicine hydrochloride</b> Assay (HPLC) ≥95% [ with HPLC chromatogram] ALKALOID / Indole MW : 388.9 [4373-34-6] C<sub>21</sub>H<sub>24</sub>N<sub>2</sub>O<sub>3</sub>·HCl</p>	<p>25 mg # 0622 P260 - P280 - P305+P351+P338 - P337+P313 H302 - H315 - H319 - H335</p>
	<p><b>Ajmaline</b> Assay (HPLC) ≥90% [ with HPLC chromatogram] = Rauwolfine ALKALOID / Indole MW : 326.44 [4360-12-7] C<sub>20</sub>H<sub>26</sub>N<sub>2</sub>O<sub>2</sub></p>	<p>25 mg # 0623 P260 - P280 - P262 - P305+P351+P338 - P337+P313 H302 - H315 - H319 - H335 - H312 - H332</p>
	<p><b>Alantolactone</b> Assay (HPLC) ≥90% [ with HPLC chromatogram] SESQUITERPENE MW : 232.32 [546-43-0] C<sub>15</sub>H<sub>20</sub>O<sub>2</sub></p>	<p>10 mg # 6666 Store at +2/8 °C P260 - P262</p>



**Alizarin**  
= 1,2-Dihydroxyanthraquinone  
QUINONE / Anthraquinone  
MW : 240.21  
[72-48-0]  
C<sub>14</sub>H<sub>8</sub>O<sub>4</sub>

1 g # 0411

P260 - P280 - P305+P351+P338 - P337+P313  
H302 - H315 - H319 - H335



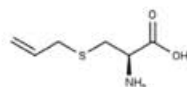
**(+)-L-Alliin**  
Assay (HPLC) ≥98% [ with HPLC chromatogram]  
= (S)-3-(Allylsulfinyl)-L-alanine  
AMINOACID  
MW : 177.23  
[556-27-4]  
C<sub>6</sub>H<sub>11</sub>NO<sub>3</sub>S

10 mg # 7253 S

Store in the desiccator  
P260 - P262

**p-Allylanisole**  
*see Estragole (5125 S)*

**S-Allylcysteine**  
*see S-Allyl-L-cysteine (7255 S)*



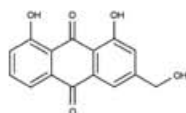
**S-Allyl-L-cysteine**  
Assay (HPLC) ≥98% [ with HPLC chromatogram]  
= Deoxyalliin ; S-Allylcysteine  
AMINOACID  
MW : 161.22  
[21593-77-1]  
C<sub>6</sub>H<sub>11</sub>NO<sub>2</sub>S

20 mg # 7255 S

P260 - P262 - P280  
H317



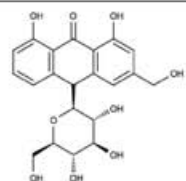
**(S)-3-(Allylsulfinyl)-L-alanine**  
*see (+)-L-Alliin (7253 S)*



**Aloe-emodin**  
Assay (HPLC) ≥98.5% [ with HPLC chromatogram]  
= Rhabarberone ; 1,8-Dihydroxy-3-(hydroxymethyl)anthraquinone  
QUINONE / Anthraquinone  
MW : 270.25  
[481-72-1]  
C<sub>15</sub>H<sub>10</sub>O<sub>5</sub>

10 mg # 0450 S

P280 - P305+P351+P338 - P337+P313 - P260  
H315 - H319 - H335



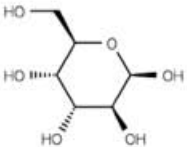
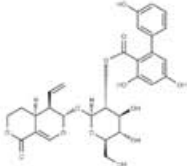

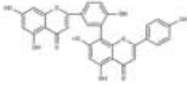
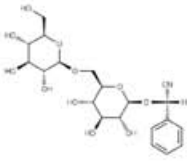

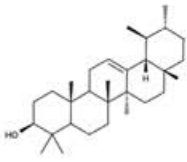
**Aloin A**  
Assay (HPLC) ≥98% [ with HPLC chromatogram]  
= Barbaloin ; (10S)-beta-D-Glucopyranoside-aloe-emodin  
QUINONE / Anthraquinone  
MW : 418.4  
[1415-73-2]  
C<sub>21</sub>H<sub>22</sub>O<sub>9</sub>

10 mg # 0458 S

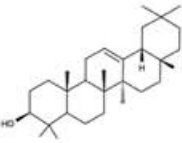
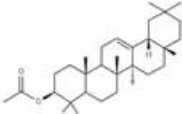
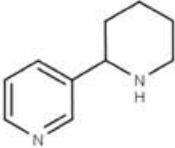
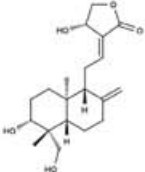
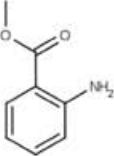
P280 - P305+P351+P338 - P337+P313 - P260  
H315 - H319 - H335



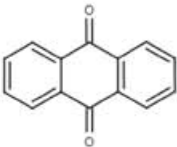

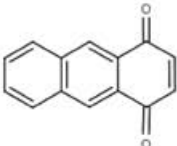
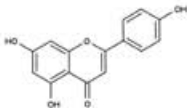

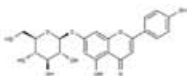
**Alpizarin**  
*see Mangiferin (0430)*

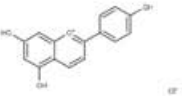
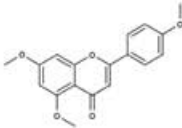
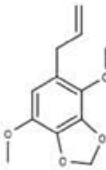

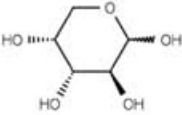
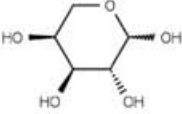
	<b>D-Altrose</b> OLIGOSACCHARIDE MW : 180.17 [1990-29-0] $C_6H_{12}O_6$	P260 - P262	20 mg	# 4025
	<b>Amarogentin</b> Assay (HPLC) $\geq 95\%$ [ with HPLC chromatogram ] MONOTERPENE / Iridoid MW : 586.55 [21018-84-8] $C_{29}H_{30}O_{13}$	Store at +2/8 °C P260 - P262	10 mg	# 0211
				
	<b>Amentoflavone</b> Assay (HPLC) $\geq 99\%$ [ with HPLC chromatogram ] = 4',4'',5,5'',7,7''-Hexahydroxy-3''',8-biflavone ; 13',118-Biapigenin FLAVONOID / Biflavone MW : 538.46 [1617-53-4] $C_{30}H_{18}O_{10}$	P260 - P262	10 mg	# 1057 S
<b>Amentoflavone-4',4'',7''-trimethylether</b> <i>see Sciadopitysin (1021 S)</i>				
<b>2-Amino-2-deoxy-D-galactopyranose hydrochloride</b> <i>see D-Galactosamine hydrochloride (4342)</i>				
<b>Ammidin</b> <i>see Imperatorin (0519 S)</i>				
<b>Ampelopsin</b> <i>see Dihydromyricetin (1351)</i>				
	<b>Amygdalin</b> = Mandelonitrile gentiobioside ; Glucoprunasin GLUCOSIDE MW : 457.44 [29883-15-6] $C_{20}H_{27}NO_{11}$	P260 - P280 H302	1 g	# 7201
				
	<b>alpha-Amyrin</b> Assay (HPLC) $\geq 98.5\%$ [ with HPLC chromatogram ] = 12-Ursen-3-beta-ol TRITERPENE / Ursane MW : 426.73 [638-95-9] $C_{30}H_{50}O$	P260 - P262	10 mg	# 0015 S

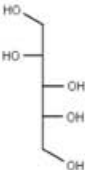
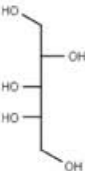


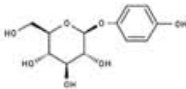
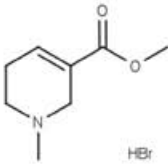

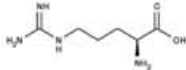



	<p><b>beta-Amyrin</b>            Assay (HPLC) ≥98.5% [ with HPLC chromatogram]            = 12-Oleanen-3-beta-ol            TRITERPENE / Oleanane P260 - P262            MW : 426.73            [559-70-6]            C<sub>30</sub>H<sub>50</sub>O</p>	<p>10 mg # 0016 S</p>
	<p><b>beta-Amyrin acetate</b>            Assay (HPLC) ≥90% [ with HPLC chromatogram]            TRITERPENE / Oleanane P260 - P262            MW : 468.77            [1616-93-9]            C<sub>32</sub>H<sub>52</sub>O<sub>2</sub></p>	<p>5 mg # 2303</p>
	<p><b>DL-Anabasine</b>            ≥90% [with TLC data]            = Neonicotine            ALKALOID / Azine            MW : 162.23            [13078-04-1]            C<sub>10</sub>H<sub>14</sub>N<sub>2</sub></p>	<p>100 mg # 1610             Store at +2/8 °C            P260 - P280 - P284 - P305+P351+P338 -            P309+P311            H301 - H331 - H311 - H315 - H319 - H335</p>
	<p><b>Andrographolide</b>            Assay (HPLC) ≥95% [ with HPLC chromatogram]            DITERPENE P260 - P262            MW : 350.46            [5508-58-7]            C<sub>20</sub>H<sub>30</sub>O<sub>5</sub></p>	<p>100 mg # 3721</p>
<p><b>Anhydrogitalin</b>  <i>see Gitoxin (0823 S)</i></p>		
<p><b>Anthocyanidins kit</b> 1 kit # 0946 S            Cyanidin chl., Delphinidin chl., Malvidin chl., Pelargonidin chl. (10 mg each)            Assay (HPLC) [ with HPLC chromatogram]            ANTHOCYANID Store in the desiccator and away from light.            P260 - P262</p>		
	<p><b>Anthranilic acid methylester</b>            Assay (GC) ≥99% [with GC chromatogram]            = Methyl-2-aminobenzoate            ORGANICS / Benzoic acid deriv.            MW : 151.17            [134-20-3]            C<sub>8</sub>H<sub>9</sub>NO<sub>2</sub></p>	<p>100 mg # 2141 S             Store at +2/8 °C            P260 - P280 - P305+P351+P338 - P337+P313            H315 - H319 - H335</p>

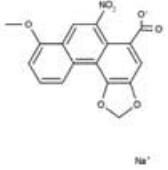

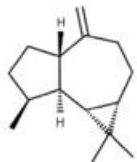
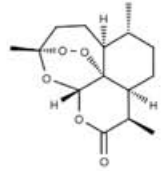

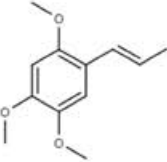

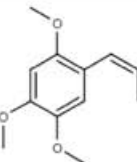

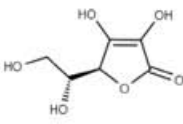
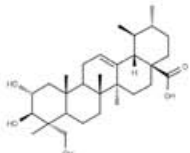


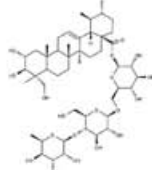
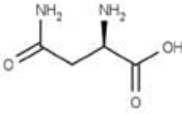
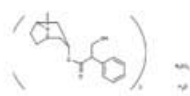

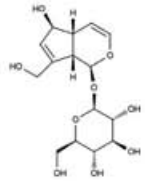
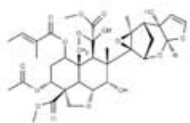
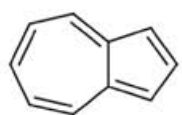

	<p><b>Anthraquinone</b>            Assay (HPLC) ≥90% [ with HPLC chromatogram]            QUINONE / Anthraquinone            MW : 208.21            [84-65-1]            C<sub>14</sub>H<sub>8</sub>O<sub>2</sub></p>	<p>1 g # 0469            P260 - P280 - P262            H332 - H317 - H312</p>	
	<p><b>1,4-Anthraquinone</b>            Assay (HPLC) ≥90% [ with HPLC chromatogram]            QUINONE / Anthraquinone            MW : 208.21            [635-12-1]            C<sub>14</sub>H<sub>8</sub>O<sub>2</sub></p>	<p>100 mg # 0487            P260 - P262</p>	
	<p><b>Apigenin</b>            Assay (HPLC) ≥99% [ with HPLC chromatogram]            = 4',5,7-Trihydroxyflavone            FLAVONOID / Flavone            MW : 270.25            [520-36-5]            C<sub>15</sub>H<sub>10</sub>O<sub>5</sub></p>	<p>20 mg # 1102 S            P280 - P305+P351+P338 - P337+P313 - P260            H315 - H319 - H335</p>	
	<p><b>Apigenin-6-C-glucoside</b>  <i>see Isovitexin [1235 S]</i></p>		
	<p><b>Apigenin-6-C-beta-D-glucoside-8-C-alpha-L-arabinoside</b>  <i>see Schaftoside [1353 S]</i></p>		
	<p><b>Apigenin-8-C-glucoside</b>  <i>see Vitexin [1232 S] [9013]</i></p>		
	<p><b>Apigenin-8-C-glucoside-2''-O-rhamnoside</b>  <i>see Vitexin-2''-O-rhamnoside [1006 S]</i></p>		
	<p><b>Apigenin-7-O-glucoside</b>            Assay (HPLC) ≥99% [ with HPLC chromatogram]            = Apigetrin ; Cosmosiin            FLAVONOID / Flavone            MW : 432.38            [578-74-5]            C<sub>21</sub>H<sub>20</sub>O<sub>10</sub></p>	<p>10 mg # 1004 S            Store in the desiccator            P260 - P262</p>	
	<p><b>Apigenin-4'-methylether</b>  <i>see Acacetin [1101 S]</i></p>		
	<p><b>Apigenin-7-methylether</b>  <i>see Genkwanin [1147]</i></p>		
	<p><b>Apigenin-7-O-neohesperidoside</b>  <i>see Rhoifolin [1137 S]</i></p>		
	<p><b>Apigenin-7-O-rutinoside</b>  <i>see Isorhoifolin [1121 S]</i></p>		

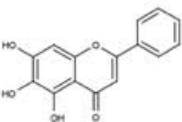

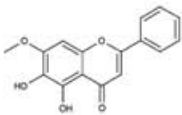

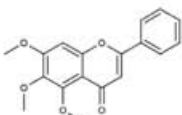

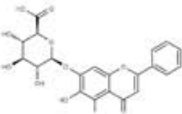


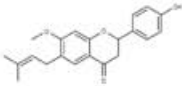
	<p><b>Apigeninidin chloride</b>            Assay (HPLC) ≥97% [ with HPLC chromatogram]            ANTHOCYANID / Apigeninidin            MW : 290.69            [1151-98-0]            C<sub>15</sub>H<sub>11</sub>O<sub>4</sub>Cl</p>	<p>10 mg # 0921 S</p>
<p>Store away from light and moisture.            Store at &lt;15 °C            P260 - P262</p>		
	<p><b>Apigenin-4',5,7-trimethylether</b>            Assay (HPLC) ≥95% [ with HPLC chromatogram]            = 4',5,7-Trimethoxyflavone            FLAVONOID / Flavone            MW : 312.33            [5631-70-9]            C<sub>18</sub>H<sub>16</sub>O<sub>5</sub></p>	<p>10 mg # 1324</p>
<p>P260 - P262</p>		
<p><b>Apigetrin</b>  <i>see Apigenin-7-O-glucoside (1004 S)</i></p>		
	<p><b>Apiole</b>            Assay (GC) ≥99% (with GC chromatogram)            = 4,7-Dimethoxy-5-(2-propenyl)-1,3-benzodioxole ; Parsley apiole            QUINONE            MW : 222.24            [523-80-8]            C<sub>12</sub>H<sub>14</sub>O<sub>4</sub></p>	<p>100 mg # 5390 S</p>
<p>Store at +2/8 °C            P260 - P262</p>		
	<p><b>Apocarotenal</b>            = trans-8'-apo-beta-Caroten-8'-al            CAROTENOID            MW : 416.65            [1107-26-2]            C<sub>30</sub>H<sub>40</sub>O</p>	<p>10 mg # 0330</p>
<p>Store away from light.            Store at &lt;15 °C            P260 - P262</p>		
<p><b>Apocynin</b>  <i>see Acetovanillon (6002)</i></p>		
<p><b>Arabinitol</b>  <i>see D-(+)-Arabitol (4047)</i></p>		
	<p><b>D-(-)-Arabinose</b>            OLIGOSACCHARIDE            MW : 150.14            [10323-20-3]            C<sub>5</sub>H<sub>10</sub>O<sub>5</sub></p>	<p>1 g # 4044</p>
<p>P260 - P262</p>		
	<p><b>L-(+)-Arabinose</b>            OLIGOSACCHARIDE            MW : 150.14            [5328-37-0]            C<sub>5</sub>H<sub>10</sub>O<sub>5</sub></p>	<p>1 g # 4045</p>
<p>P260 - P262</p>		



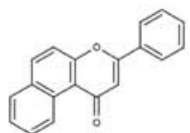

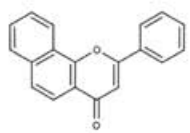
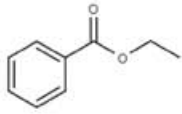
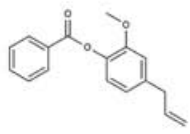
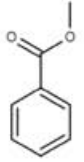

	<b>D-(+)-Arabitol</b> = Arabinitol OLIGOSACCHARIDE MW : 152.16 [488-82-4] $C_5H_{12}O_5$	P260 - P262	1 g # 4047
	<b>L-(-)-Arabitol</b> OLIGOSACCHARIDE MW : 152.16 [7643-75-6] $C_5H_{12}O_5$	P260 - P262	1 g # 4048
	<b>Arachidic acid</b> = Eicosanoic acid LIPID / Fatty acid deriv. MW : 312.54 [506-30-9] $C_{20}H_{40}O_2$	Store at +2/8 °C P260 - P262	1 g # 3377
	<b>Arachidic acid methylester</b> = Methylarachidate ; Methyleneicosanoate LIPID / Fatty acid deriv. MW : 326.57 [1120-28-1] $C_{21}H_{42}O_2$	P260 - P262	100 mg # 3005
	<b>Arbutin</b> Assay (HPLC) ≥95% ( with HPLC chromatogram) = 4-Hydroxyphenyl-beta-D-glucopyranoside QUINONE / Hydroquinone MW : 272.26 [497-76-7] $C_{12}H_{16}O_7$	P260 - P262	1 g # 0414
	<b>Arecoline hydrobromide</b> = Methylarecaidine hydrobromide ALKALOID / Azine MW : 236.11 [300-08-3] $C_8H_{13}NO_2 \cdot HBr$	P260 - P280 H302 	100 mg # 1703
	<b>L-Arginine</b> AMINOACID MW : 174.21 [74-79-3] $C_6H_{14}N_4O_2$	P280 - P305+P351+P338 - P337+P313 H319 	1 g # 5508
<b>Aribine</b> <i>see Harman (0640)</i>			
<b>Aribine hydrochloride</b> <i>see Harman hydrochloride (0641)</i>			



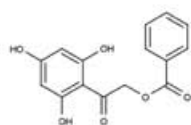
	<p><b>Aristolochic acid sodium salt</b> ORGANICS MW : 363.26 [10190-99-5] C<sub>17</sub>H<sub>10</sub>NNaO<sub>7</sub></p>	<p>10 mg # 0784 P260 - P280 - P262 - P284 - P309+P311 H351 - H310 - H300 - H330</p>		
	<p><b>[+]-Aromadendrene</b> Assay (GC) ≥96% [with GC chromatogram] SESQUITERPENE MW : 204.36 [489-39-4] C<sub>15</sub>H<sub>24</sub></p>	<p>100 mg # 5391 S</p>	<p>Store at +2/8 °C P260 - P262</p>	
	<p><b>Artemisinin</b> Assay (HPLC) ≥95% [with HPLC chromatogram] SESQUITERPENE MW : 282.35 [63968-64-9] C<sub>15</sub>H<sub>22</sub>O<sub>5</sub></p>	<p>10 mg # 7501</p>	<p>Store at +2/8 °C P210 - P260 - P262 - P273 - P280 H400 - H410 - H242</p>	
	<p><b>alpha-Asarone</b> Assay (GC) ≥97% [with GC chromatogram] = trans-2,4,5-Trimethoxypropenylbenzene ORGANICS / Benzoic acid deriv. MW : 208.26 [2883-98-9] C<sub>12</sub>H<sub>16</sub>O<sub>3</sub></p>	<p>100 mg # 6009</p>	<p>Store at +2/8 °C P260 - P280 H302</p>	
	<p><b>beta-Asarone</b> Assay (GC) ≥95% [with GC chromatogram] = cis-2,4,5-Trimethoxypropenylbenzene ORGANICS / Benzoic acid deriv. MW : 208.26 [5273-86-9] C<sub>12</sub>H<sub>16</sub>O<sub>3</sub></p>	<p>100 mg # 6010 S</p>	<p>Store at +2/8 °C P260 - P280 H302</p>	
	<p><b>L-(+)-Ascorbic acid</b> = Vitamin C ORGANICS MW : 176.13 [50-81-7] C<sub>6</sub>H<sub>8</sub>O<sub>6</sub></p>	<p>1 g # 0708</p>	<p>P260 - P262</p>	
	<p><b>Asiatic acid</b> Assay (HPLC) ≥95% [with HPLC chromatogram] TRITERPENE / Ursane MW : 488.71 [464-92-6] C<sub>30</sub>H<sub>48</sub>O<sub>5</sub></p>	<p>5 mg # 0027</p>	<p>P260 - P262</p>	

	<p><b>Asiaticoside</b>            Assay (HPLC) ≥99% [ with HPLC chromatogram]            TRITERPENE / Ursane            MW : 959.14            [16830-15-2]  <math>C_{48}H_{78}O_{19}</math></p>	<p>10 mg # 0120 S            Store in the desiccator            P260 - P262</p>
	<p><b>L-Asparagine</b>            AMINOACID            MW : 132.11            [5794-13-8]  <math>C_4H_8N_2O_3</math></p>	<p>P260 - P262 1 g # 5773</p>
<p><b>Asterin chloride</b>  <i>see Kuromanin chloride (0915 S)</i></p>		
<p><b>Astragalin</b>  <i>see Kaempferol-3-O-glucoside (1243 S)</i></p>		
<p><b>Astrantiagenin C</b>  <i>see Oleanolic acid (0041 S)</i></p>		
	<p><b>Atropine sulfate</b>            Assay (HPLC) ≥95% [ with HPLC chromatogram]            ALKALOID / Tropane            MW : 694.84            [5908-99-6]  <math>(C_{17}H_{23}NO_3)_2 \cdot H_2SO_4 \cdot H_2O</math></p>	<p>100 mg # 0615            Store away from light.            P260 - P280 - P284 - P309+P311            H330 - H300  </p>
	<p><b>Aucubin</b>            Assay (HPLC) ≥99% [ with HPLC chromatogram]            MONOTERPENE / Iridoid            MW : 346.34            [479-98-1]  <math>C_{15}H_{22}O_9</math></p>	<p>25 mg # 0227 S            Store in the desiccator            P260 - P262</p>
<p><b>Ayapanin</b>  <i>see Herniarin (0516)</i></p>		
	<p><b>Azadirachtin</b>            Assay (HPLC) ≥95% [ with HPLC chromatogram]            ALKALOID / Triterpenoid            MW : 720.73            [11141-17-6]  <math>C_{35}H_{44}O_{16}</math></p>	<p>1 mg # 8972            Store at +2/8 °C            P260 - P262</p>
	<p><b>Azulene</b>            MONOTERPENE            MW : 128.17            [275-51-4]  <math>C_{10}H_8</math></p>	<p>100 mg # 5003            Store at +2/8 °C            P260 - P262 - P273            H411  </p>

	<p><b>Baicalein</b>            Assay (HPLC) ≥95% [ with HPLC chromatogram]            = 5,6,7-Trihydroxyflavone            FLAVONOID / Flavone            MW : 270.25            [491-67-8]            C<sub>15</sub>H<sub>10</sub>O<sub>5</sub></p>	<p>5 mg # 1171</p>	<p>P280 - P305+P351+P338 - P337+P313 - P260            H315 - H319 - H335</p>	
<p><b>Baicalein-7-O-glucuronide</b>  <i>see Baicalin [1280 S]</i></p>				
	<p><b>Baicalein-7-methylether</b>            Assay (HPLC) ≥90% [ with HPLC chromatogram]            = Negletein ; 5,6-Dihydroxy-7-methoxyflavone            FLAVONOID / Flavone            MW : 284.28            [29550-13-8]            C<sub>16</sub>H<sub>12</sub>O<sub>5</sub></p>	<p>10 mg # 1250</p>	<p>P260 - P280 - P305+P351+P338 - P337+P313            H315 - H319 - H335</p>	
	<p><b>Baicalein-5,6,7-trimethylether</b>            Assay (HPLC) ≥90% [ with HPLC chromatogram]            = 5,6,7-Trimethoxyflavone            FLAVONOID / Flavone            MW : 312.33            [973-67-1]            C<sub>18</sub>H<sub>16</sub>O<sub>5</sub></p>	<p>10 mg # 1323</p>	<p>P280 - P305+P351+P338 - P337+P313 - P260            H315 - H319 - H335</p>	
	<p><b>Baicalin</b>            Assay (HPLC) ≥99% [ with HPLC chromatogram]            = Baicalein-7-O-glucuronide            FLAVONOID / Flavone            MW : 446.36            [21967-41-9]            C<sub>21</sub>H<sub>18</sub>O<sub>11</sub></p>	<p>10 mg # 1280 S</p>	<p>P280 - P305+P351+P338 - P337+P313 - P260            H315 - H319 - H335</p>	
<p><b>Barbaloin</b>  <i>see Aloin A [0458 S]</i></p>				
<p><b>Barosmin</b>  <i>see Diosmin [1109 S]</i></p>				
	<p><b>(+)-Batylalcohol</b>            = 3-(Octadecyloxy)-1,2-propanediol            LIPID / Fatty acid deriv.            MW : 344.58            [544-62-7]            C<sub>21</sub>H<sub>44</sub>O<sub>3</sub></p>	<p>100 mg # 3008</p>	<p>P260 - P262</p>	
	<p><b>Bavachinin</b>            Assay (HPLC) ≥99% [ with HPLC chromatogram]            = 4'-Hydroxy-7-methoxy-6-prenylflavanone            FLAVONOID / Flavanone            MW : 338.41            [19879-30-2]            C<sub>21</sub>H<sub>22</sub>O<sub>4</sub></p>	<p>5 mg # 1237 S</p>	<p>Store at +2/8 °C            P260 - P262</p>	

	<p><b>Behenic acid</b> = Docosanoic acid LIPID / Fatty acid deriv. MW : 340.59 [112-85-6] C<sub>22</sub>H<sub>44</sub>O<sub>2</sub></p>	<p>100 mg # 3009 P260 - P280 - P305+P351+P338 - P337+P313 H315 - H319 - H335 </p>
<p><b>Benzoic acid</b> <i>see Ellagic acid (6075)</i></p>		
	<p><b>5,6-Benzoflavone</b> = beta-Naphthoflavone FLAVONOID / Benzoflavone MW : 272.31 [6051-87-2] C<sub>19</sub>H<sub>12</sub>O<sub>2</sub></p>	<p>100 mg # 1007 P260 - P262 - P280 - P273 H302 </p>
	<p><b>7,8-Benzoflavone</b> = alpha-Naphthoflavone FLAVONOID / Benzoflavone MW : 272.31 [604-59-1] C<sub>19</sub>H<sub>12</sub>O<sub>2</sub></p>	<p>100 mg # 1008 P260 - P262</p>
	<p><b>Benzoic acid ethylester</b> Assay (GC) ≥99% (with GC chromatogram) = Ethylbenzoate ORGANICS / Benzoic acid deriv. MW : 150.18 [93-89-0] C<sub>9</sub>H<sub>10</sub>O<sub>2</sub></p>	<p>1 g # 6005 S Store at +2/8 °C P260 - P262</p>
	<p><b>Benzoic acid eugenylester</b> Assay (GC) ≥98% (with GC chromatogram) = Eugenylbenzoate ORGANICS / Benzoic acid deriv. MW : 268.32 [531-26-0] C<sub>17</sub>H<sub>16</sub>O<sub>3</sub></p>	<p>100 mg # 5458 S Store at +2/8 °C P260 - P262</p>
	<p><b>Benzoic acid methylester</b> Assay (GC) ≥98% (with GC chromatogram) = Methylbenzoate ORGANICS / Benzoic acid deriv. MW : 136.15 [93-58-3] C<sub>8</sub>H<sub>8</sub>O<sub>2</sub></p>	<p>1 g # 6182 S Store at +2/8 °C P260 - P280 H302 </p>
<p><b>1-Benzopyran-2-one</b> <i>see Coumarin (0507 S)</i></p>		




**omega-Benzoyloxyphloracetophenone**

Assay (HPLC) ≥95% [ with HPLC chromatogram]

ORGANICS

MW : 288.27

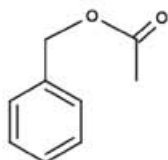
[65982-77-6]

 $C_{15}H_{12}O_6$ 

P260 - P262

100 mg

# 4950


**Benzylacetate**

Assay (GC) ≥99% [with GC chromatogram]

= Acetic acid benzylester

ORGANICS

MW : 150.18

[140-11-4]

 $C_9H_{10}O_2$ 

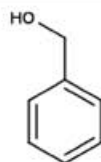
Store at +2/8 °C

P260 - P280 - P305+P351+P338 - P337+P313 - P273

H315 - H319 - H335 - H411

1 g

# 6226 S


**Benzylalcohol**

Assay (GC) ≥99% [with GC chromatogram]

= Phenylmethanol

ORGANICS / Benzoic acid deriv.

MW : 108.14

[100-51-6]

 $C_7H_8O$ 

Store at +2/8 °C

P260 - P280

H332 - H302

1 g

# 6177 S


**Benzylcarbinol**

 see *2-Phenylethanol* (6140 S)

**Benzyl cinnamate**

 see *Cinnamic acid benzylester* (6206 S)

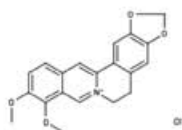
**Benzyl glucosinolate potassium salt**

 see *Glucotropaeolin potassium salt* (4126)

**Benzylideneacetophenone**

 see *Chalcone* (1041)

**Berbericine chloride**

 see *Palmatine chloride* (1688)

**Berberine chloride**

Assay (HPLC) ≥95% [ with HPLC chromatogram]

ALKALOID / Quinolizidine

MW : 371.82

[633-65-8]

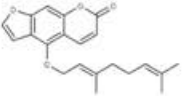
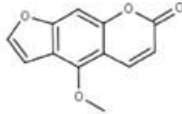
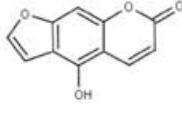
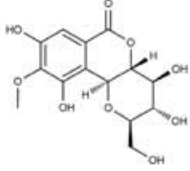
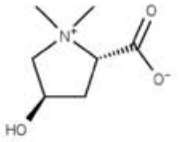
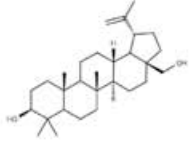
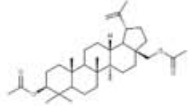
 $C_{20}H_{18}ClNO_4$ 

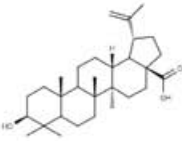
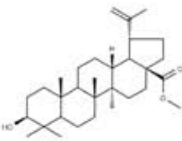
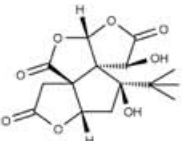

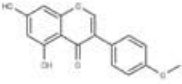
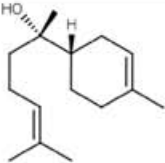
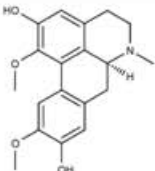

P260 - P262



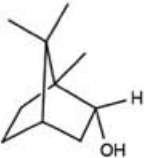

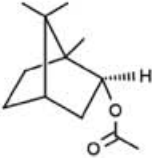
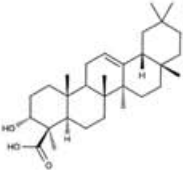
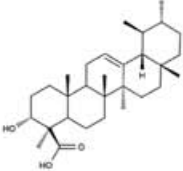
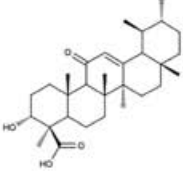
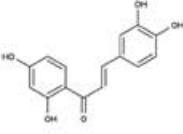
100 mg

# 0601

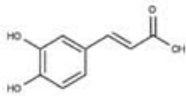

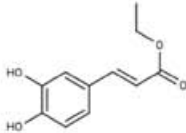
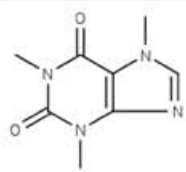


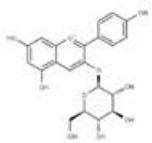




	<p><b>Bergamottin</b>            Assay (HPLC) ≥99% [ with HPLC chromatogram]            = 5-Geranyloxypsoralen            COUMARIN / Furocoumarin            MW : 338.41            [7380-40-7]            C<sub>21</sub>H<sub>22</sub>O<sub>4</sub></p>	<p>25 mg # 0550 S            Store away from light.            Store at +2/8 °C            P260 - P262</p>
	<p><b>Bergapten</b>            Assay (HPLC) ≥ 99% [ with HPLC chromatogram]            = Heraclin ; Majudin ; 5-Methoxy psoralen ; 5-MOP            COUMARIN / Furocoumarin            MW : 216.19            [484-20-8]            C<sub>12</sub>H<sub>8</sub>O<sub>4</sub></p>	<p>25 mg # 0552 S            Store away from light.            Store at +2/8 °C            P260 - P280 - P262            H317</p>
	<p><b>Bergaptol</b>            Assay (HPLC) ≥ 99% [ with HPLC chromatogram]            = 4-Hydroxypsoralen ; 5-Hydroxypsoralen            COUMARIN / Furocoumarin            MW : 202.17            [486-60-2]            C<sub>11</sub>H<sub>6</sub>O<sub>4</sub></p>	<p>10 mg # 0590 S            Store away from light.            Store at +2/8 °C            P260 - P262</p>
	<p><b>Bergenin</b>            Assay (HPLC) ≥95% [ with HPLC chromatogram]            = Corylopsin ; Cuscutin ; Peltophorin            ORGANICS / Gallic acid deriv.            MW : 328.27            [477-90-7]            C<sub>14</sub>H<sub>16</sub>O<sub>9</sub></p>	<p>10 mg # 8826            P260 - P280 - P305+P351+P338 - P337+P313            H315 - H319 - H335</p>
	<p><b>Betonicine</b>            = L-4-Hydroxyproline betaine            ALKALOID / Betaine            MW : 159.19            [515-25-3]            C<sub>7</sub>H<sub>13</sub>NO<sub>3</sub></p>	<p>25 mg # 0605            Store in the desiccator and away from light.            P260 - P262</p>
	<p><b>Betulin</b>            Assay (HPLC) ≥98% [ with HPLC chromatogram]            = Betulol ; Trochol            TRITERPENE / Lupane            MW : 442.73            [473-98-3]            C<sub>30</sub>H<sub>50</sub>O<sub>2</sub></p>	<p>100 mg # 0018 S            P260 - P262</p>
	<p><b>Betulin diacetate</b>            Assay (HPLC) ≥95% [ with HPLC chromatogram]            TRITERPENE / Lupane            MW : 526.8            [1721-69-3]            C<sub>34</sub>H<sub>54</sub>O<sub>4</sub></p>	<p>100 mg # 0026            P260 - P262</p>

	<p><b>Betulinic acid</b>            Assay (HPLC) ≥97% [ with HPLC chromatogram]            = 3-beta-Hydroxy-20(29)-lupene-28-oic acid            TRITERPENE / Lupane P260 - P262            MW : 456.71            [472-15-1]            C<sub>30</sub>H<sub>48</sub>O<sub>3</sub></p>	<p>100 mg # 0004</p>
	<p><b>Betulinic acid methylester</b>            Assay (HPLC) ≥99% [ with HPLC chromatogram]            TRITERPENE / Lupane P260 - P262            MW : 470.74            [2259-06-5]            C<sub>31</sub>H<sub>50</sub>O<sub>3</sub></p>	<p>25 mg # 0032 S</p>
<p><b>Betulol</b>  <i>see Betulin (0018 S)</i></p>		
<p><b>13',118-Biapigenin</b>  <i>see Amentoflavone (1057 S)</i></p>		
	<p><b>(-)-Bilobalide</b>            Assay (HPLC) ≥99% [ with HPLC chromatogram]            SESQUITERPENE Store at +2/8 °C            MW : 326.3 P260 - P262            [33570-04-6]            C<sub>15</sub>H<sub>18</sub>O<sub>8</sub></p>	<p>10 mg # 3815 S</p>
		
	<p><b>Biochanin A</b>            Assay (HPLC) ≥ 99% [ with HPLC chromatogram]            = 5,7-Dihydroxy-4'-methoxyisoflavone            FLAVONOID / Isoflavone P260 - P262            MW : 284.28            [491-80-5]            C<sub>16</sub>H<sub>12</sub>O<sub>5</sub></p>	<p>25 mg # 1349 S</p>
<p><b>Biochanin A-7-O-glucoside</b>  <i>see Sissotrin (1244 S)</i></p>		
<p><b>Biochanin B</b>  <i>see Formanonetin (1248 S)</i></p>		
	<p><b>alpha-(-)-Bisabolol</b>            Assay (GC) ≥95% [with GC chromatogram]            SESQUITERPENE Store at +2/8 °C            MW : 222.38 P260 - P262            [23089-26-1]            C<sub>15</sub>H<sub>26</sub>O</p>	<p>100 mg # 5244 S</p>
	<p><b>Boldine</b>            Assay (HPLC) ≥90% [ with HPLC chromatogram]            ALKALOID / Quinoline P260 - P280 - P305+P351+P338 - P337+P313            MW : 327.39 H302 - H315 - H319 - H335            [476-70-0]            C<sub>19</sub>H<sub>21</sub>NO<sub>4</sub></p>	<p>100 mg # 1555</p>
		

	<p><b>(+)-Borneol</b>            Assay (GC) ≥97% (sum of enantiomers) [with GC chromatogram]            MONOTERPENE            MW : 154.25            [464-43-7]            C<sub>10</sub>H<sub>18</sub>O</p> <p>Store at +2/8 °C            P260 - P262 - P210            H228</p>	<p>100 mg # 5421 S</p>	
	<p><b>(-)-Borneol</b>            Assay (GC) ≥98% (sum of enantiomers) [with GC chromatogram]            MONOTERPENE            MW : 154.25            [464-45-9]            C<sub>10</sub>H<sub>18</sub>O</p> <p>Store at +2/8 °C            P262 - P280 - P210            H317 - H228</p>	<p>100 mg # 5006 S</p>	
	<p><b>(-)-Bornyl acetate</b>            Assay (GC) ≥95% [with GC chromatogram]            MONOTERPENE            MW : 196.29            [5655-61-8]            C<sub>12</sub>H<sub>20</sub>O<sub>2</sub></p> <p>Store at +2/8 °C            P260 - P262</p>	<p>100 mg # 5007 S</p>	
	<p><b>alpha-Boswellic acid</b>            Assay (HPLC) ≥90% [with HPLC chromatogram]            TRITERPENE / Oleanane            MW : 456.71            [471-66-9]            C<sub>30</sub>H<sub>48</sub>O<sub>3</sub></p> <p>P260 - P262</p>	<p>5 mg # 0049</p>	
	<p><b>beta-Boswellic acid</b>            Assay (HPLC) ≥90% [with HPLC chromatogram]            TRITERPENE / Ursane            MW : 456.71            [631-69-6]            C<sub>30</sub>H<sub>48</sub>O<sub>3</sub></p> <p>P260 - P262</p>	<p>5 mg # 0036</p>	
	<p><b>11-keto-beta-Boswellic acid</b>            Assay (HPLC) ≥95% [with HPLC chromatogram]            TRITERPENE / Ursane            MW : 470.7            [17019-92-0]            C<sub>30</sub>H<sub>46</sub>O<sub>4</sub></p> <p>P260 - P262</p>	<p>10 mg # 2301</p>	
	<p><b>Butein</b>            Assay (HPLC) ≥99% [with HPLC chromatogram]            = 2',3,4,4'-Tetrahydroxychalcone            POLYPHENOL / Chalcone            MW : 272.27            [487-52-5]            C<sub>15</sub>H<sub>12</sub>O<sub>5</sub></p> <p>Store in the desiccator            P260 - P262</p>	<p>10 mg # 1103 S</p>	



	<p><b>Caffeic acid</b>            Assay (HPLC) ≥90% [ with HPLC chromatogram ]            = 3,4-Dihydroxycinnamic acid            ORGANICS / Cinnamic acid deriv.            MW : 180.16            [331-39-5]            C<sub>9</sub>H<sub>8</sub>O<sub>4</sub></p>	<p>1 g # 6018</p>
	<p>P260 - P280 - P305+P351+P338 - P337+P313            H351 - H361d - H315 - H319 - H335</p> 	
	<p><b>Caffeic acid ethylester</b>            Assay (HPLC) ≥95% [ with HPLC chromatogram ]            ORGANICS / Cinnamic acid deriv.            MW : 208.21            [66648-50-8]            C<sub>11</sub>H<sub>12</sub>O<sub>4</sub></p>	<p>100 mg # 6498</p>
	<p>P260 - P262</p>	
	<p><b>Caffeine</b>            Assay (HPLC) ≥95% [ with HPLC chromatogram ]            ALKALOID / Purine            MW : 194.2            [58-08-2]            C<sub>8</sub>H<sub>10</sub>N<sub>4</sub>O<sub>2</sub></p>	<p>1 g # 0673</p>
	<p>P260 - P280            H302</p> 	
		
	<p><b>3-O-Caffeoylquinic acid</b>  <i>see Chlorogenic acid (4991 S)</i></p>	
	<p><b>3-O-Caffeoylquinic acid methylester</b>  <i>see Chlorogenic acid methylester (4996)</i></p>	
	<p><b>5-O-Caffeoylquinic acid</b>  <i>see Neochlorogenic acid (4961 S)</i></p>	
	<p><b>Cajeputol</b>  <i>see Eucalyptol (5009 S)</i></p>	
	<p><b>Callistephin chloride</b>            Assay (HPLC) ≥95% [ with HPLC chromatogram ]            = Pelargonidin-3-O-glucoside chloride            ANTHOCYANID / Pelargonidin            MW : 468.84            [18466-51-8]            C<sub>21</sub>H<sub>21</sub>ClO<sub>10</sub></p>	<p>10 mg # 0907 S</p>
	<p>Store away from light and moisture.            Store at &lt;15 °C            P260 - P262</p>	
	<p><b>exo-2-Camphanol</b>  <i>see (+/-)-Isoborneol (5030 S)</i></p>	
	<p><b>Camphene</b>            Assay (GC) ≥90% [ with GC chromatogram ]            MONOTERPENE            MW : 136.24            [79-92-5]            C<sub>10</sub>H<sub>16</sub></p>	<p>100 mg # 5485 S</p>
	<p>Store at +2/8 °C            P210 - P260 - P262 - P280 - P305+P351+P338 -            P337+P313 - P273            H228 - H319 - H400 - H410</p>	
		



**(+)-Camphor**

Assay (GC) ≥97% (sum of enantiomers) [with GC chromatogram]

MONOTERPENE

MW : 152.24

[464-49-3]

C<sub>10</sub>H<sub>16</sub>O

1 g # 5448 S

Store at +2/8 °C

P260 - P280 - P305+P351+P338 - P337+P313 - P210

H302 - H315 - H319 - H335 - H228



**(+/-)-Camphor**

Assay (GC) ≥95% (with GC chromatogram)

MONOTERPENE

MW : 152.24

[76-22-2]

C<sub>10</sub>H<sub>16</sub>O

1 g # 5455 S

Store at +2/8 °C

P260 - P280 - P305+P351+P338 - P337+P313 - P210

H302 - H315 - H319 - H335 - H228



**(-)-Camphor**

Assay (GC) ≥95% (with GC chromatogram)

MONOTERPENE

MW : 152.24

[464-48-2]

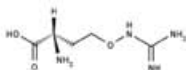
C<sub>10</sub>H<sub>16</sub>O

1 g # 5342

Store at +2/8 °C

P260 - P262 - P280 - P305+P351+P338 - P337+P313 - P210

H315 - H319 - H335 - H228



H<sub>2</sub>SO<sub>4</sub>

**L-Canavanine sulfate**

AMINOACID

MW : 274.24

[2219-31-0]

C<sub>5</sub>H<sub>12</sub>N<sub>4</sub>O<sub>3</sub>·H<sub>2</sub>SO<sub>4</sub>

20 mg # 5516

Store at +2/8 °C

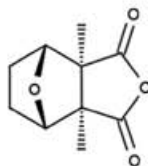
P260 - P262 - P280

H302 - H332 - H312



**Cannabiscetin**

see *Myricetin* [1127 S]



**Cantharidin**

MONOTERPENE

MW : 196.21

[56-25-7]

C<sub>10</sub>H<sub>12</sub>O<sub>4</sub>

25 mg # 6513

P260 - P280 - P284 - P309+P311 - P262

H310 - H300 - H330



**Capsaicin**

Assay (HPLC) ≥95% [ with HPLC chromatogram]

= Methyl-N-vanillyl-6-noneneamide

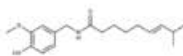
ORGANICS

MW : 305.43

[404-86-4]

C<sub>18</sub>H<sub>27</sub>NO<sub>3</sub>

10 mg # 8986




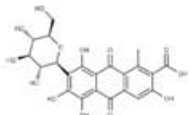
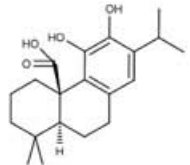



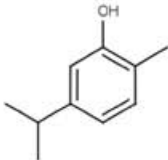


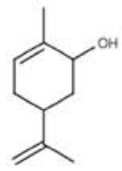

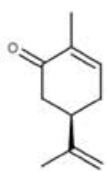

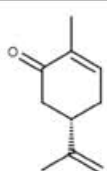
P260 - P262 - P284 - P280 - P309+P311 -

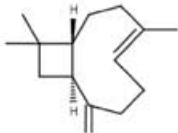

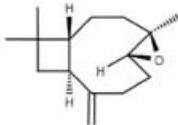

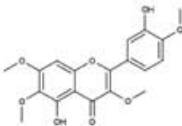
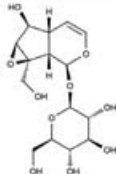
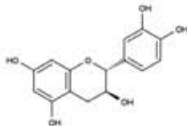

P305+P351+P338

H301 - H318 - H315 - H335 - H334 - H317 - H311

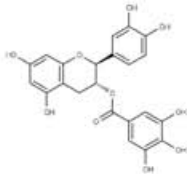


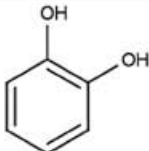

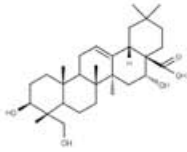
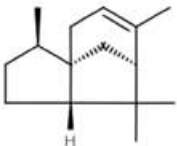


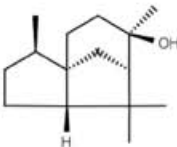
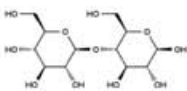


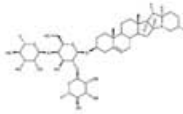

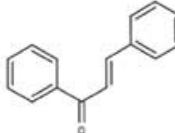

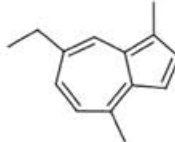
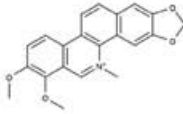

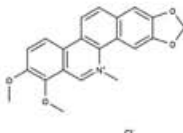

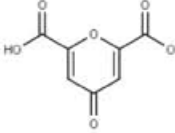

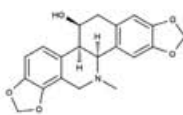

	<p><b>Capsanthin</b> Assay (UV) ≥95% CAROTENOID MW : 584.89 [465-42-9] C<sub>40</sub>H<sub>56</sub>O<sub>3</sub></p>	<p>Store away from light. HIGHLY UNSTABLE Store at &lt;-15 °C P260 - P262</p>	<p>1 mg # 0312 S</p>
	<p><b>[+]-2-Carene</b> Assay (GC) ≥96% (sum of enantiomers) (with GC chromatogram) MONOTERPENE MW : 136.24 [4497-92-1] C<sub>10</sub>H<sub>16</sub></p>	<p>Store at +2/8 °C P210 - P260 - P262 H226</p>	<p>100 mg # 5392 S</p>
	<p><b>3-Carene</b> Assay (GC) ≥90% (sum of enantiomers) (with GC chromatogram) MONOTERPENE MW : 136.24 [13466-78-9] C<sub>10</sub>H<sub>16</sub></p>	<p>Store at +2/8 °C P262 - P260 - P280 - P273 - P284 - P309+P311 H317 - H410 - H400 - H226 - H315 - H304</p>	<p>100 mg # 5393 S</p>
	<p><b>Carminic acid</b> QUINONE / Anthraquinone MW : 492.39 [1260-17-9] C<sub>22</sub>H<sub>20</sub>O<sub>13</sub></p>	<p>P260 - P262</p>	<p>100 mg # 0470</p>
	<p><b>Carnosic acid</b> Assay (HPLC) ≥90% [ with HPLC chromatogram] DITERPENE MW : 332.44 [3650-09-7] C<sub>20</sub>H<sub>28</sub>O<sub>4</sub></p>	<p>P260 - P262</p>	<p>10 mg # 3723</p>
<p><b>trans-8'-apo-beta-Caroten-8'-al</b> <i>see Apocarotenal (0330)</i></p>			
	<p><b>beta-Carotene</b> Assay (UV) ≥98% CAROTENOID MW : 536.89 [7235-40-7] C<sub>40</sub>H<sub>56</sub></p>	<p>Store away from light. HIGHLY UNSTABLE Store at &lt;-15 °C P210 - P260 - P262</p>	<p>10 mg # 0303 S</p>

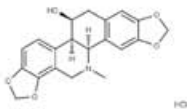

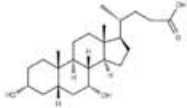
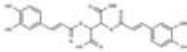
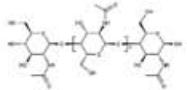
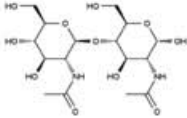

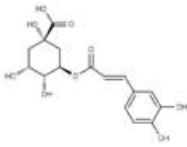
	<p><b>Carvacrol</b>            Assay (GC) ≥98% (with GC chromatogram)            = 2-Hydroxy-4-cymene ; Isothymol            MONOTERPENE            MW : 150.22            [499-75-2]            C<sub>10</sub>H<sub>14</sub>O</p>	<p>1 g # 5440 S</p> <p>Store at +2/8 °C            P260 - P280 - P305+P351+P338 - P337+P313 -            P302+P352 - P332+P313            H314 - H302</p> <p> </p>
	<p><b>Carvacryl acetate</b>            Assay (GC) ≥95% (with GC chromatogram)            MONOTERPENE            MW : 192.26            [6380-28-5]            C<sub>12</sub>H<sub>16</sub>O<sub>2</sub></p>	<p>1 g # 5236</p> <p>P260 - P262</p>
	<p><b>(-)-Carveol</b>            Assay (GC) ≥95% (sum of isomers) (with GC chromatogram)            = (-)-4-Mentha-6,8-dien-2-ol            MONOTERPENE            MW : 152.24            [99-48-9]            C<sub>10</sub>H<sub>16</sub>O</p>	<p>100 mg # 5098</p> <p>Store at +2/8 °C            P260 - P280 - P305+P351+P338 - P337+P313            H315 - H319 - H335</p> <p></p>
	<p><b>(-)-Carvone</b>            Assay (GC) ≥99% (sum of enantiomers) (with GC chromatogram)            = 4-Mentha-6,8-dien-2-one            MONOTERPENE            MW : 150.22            [6485-40-1]            C<sub>10</sub>H<sub>14</sub>O</p>	<p>100 mg # 5012 S</p> <p>Store at +2/8 °C            P260 - P280            H302</p> <p></p>
	<p><b>(+)-Carvone</b>            Assay (GC) ≥98% (sum of enantiomers) (with GC chromatogram)            MONOTERPENE            MW : 150.22            [2244-16-8]            C<sub>10</sub>H<sub>14</sub>O</p>	<p>100 mg # 5013 S</p> <p>Store at +2/8 °C            P260 - P262</p>
<p><b>alpha-Caryophyllene</b>  <i>see alpha-Humulene (5424 S)</i></p>		
<p><b>beta-Caryophyllene</b>  <i>see (-)-trans-Caryophyllene (5014 S)</i></p>		

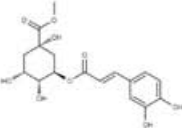
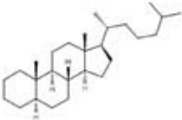
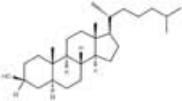
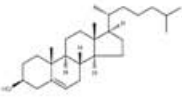
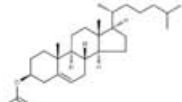

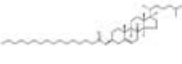
	<p><b>(-)-trans-Caryophyllene</b>            Assay (GC) ≥98% (sum of enantiomers) [with GC chromatogram]            = beta-Caryophyllene            SESQUITERPENE            MW : 204.36            [87-44-5]            C<sub>15</sub>H<sub>24</sub></p>	<p>100 mg # 5014 S</p>
	<p>Store at +2/8 °C            P260 - P280 - P284 - P309+P311            H304</p>	
		
	<p><b>(-)-Caryophyllene oxide</b>            Assay (GC) ≥90% (with GC chromatogram)            SESQUITERPENE            MW : 220.36            [1139-30-6]            C<sub>15</sub>H<sub>24</sub>O</p>	<p>100 mg # 5493</p>
	<p>Store at +2/8 °C            P260 - P280 - P305+P351+P338 - P337+P313            H315 - H319</p>	
		
<p><b>Caryophyllin</b>  <i>see Oleanolic acid (0041 S)</i></p>		
	<p><b>Casticin</b>            Assay (HPLC) ≥99% [ with HPLC chromatogram]            = 3',5-Dihydroxy-3,4',6,7-tetramethoxyflavone            FLAVONOID / Flavonol            MW : 374.35            [479-91-4]            C<sub>19</sub>H<sub>18</sub>O<sub>8</sub></p>	<p>10 mg # 1336 S</p>
	<p>P260 - P262</p>	
	<p><b>Catalpol</b>            Assay (HPLC) ≥99% [ with HPLC chromatogram]            MONOTERPENE / Iridoid            MW : 362.34            [2415-24-9]            C<sub>15</sub>H<sub>22</sub>O<sub>10</sub></p>	<p>10 mg # 0233 S</p>
	<p>Store away from light.            Store at +2/8 °C            P260 - P262</p>	
	<p><b>(+)-Catechin</b>            Assay (HPLC) ≥99% [ with HPLC chromatogram]            = (+)-3,3',4',5,7-Pentahydroxyflavan            CATECHIN &amp; TANNIN / Catechin            MW : 290.28            [154-23-4]            C<sub>15</sub>H<sub>14</sub>O<sub>6</sub></p>	<p>10 mg # 0976 S</p>
	<p>Store away from light.            Store at +2/8 °C            P280 - P305+P351+P338 - P337+P313 - P260            H315 - H319 - H335</p>	
		
<p><b>Catechin derivatives kit</b> 1 kit # 0980 S            (+)-Catechin, (-)-Epicatechin, (-)-Epicatechin gallate, (-)-Epigallocatechin,            (-)-Epigallocatechin gallate (20 mg each)            Assay (HPLC) [ with HPLC chromatogram]            CATECHIN &amp; TANNIN / Catechin</p> <p>Store away from light.            Store at +2/8 °C            P260 - P262</p>		


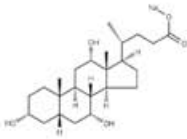
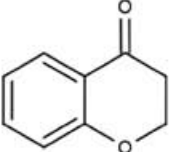
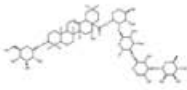
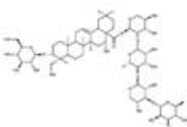
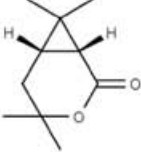
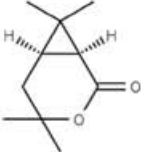


	<p><b>(-) Catechin gallate</b>            Assay (HPLC) ≥98% [ with HPLC chromatogram]            CATECHIN &amp; TANNIN / Catechin            MW : 442.38            [130405-40-2]            C<sub>22</sub>H<sub>18</sub>O<sub>10</sub></p>	<p>10 mg # 0972 S</p>
	<p>Store away from light.            Store at +2/8 °C            P280 - P305+P351+P338 - P337+P313 - P260            H315 - H319 - H335</p>	
		
	<p><b>Catechol</b>            Assay (HPLC) ≥95% [ with HPLC chromatogram]            = Pyrocatechol ; 1,2-Dihydroxybenzene            ORGANICS / Phenol            MW : 110.12            [120-80-9]            C<sub>6</sub>H<sub>6</sub>O<sub>2</sub></p>	<p>1 g # 0970</p>
	<p>Store away from light.            P260 - P262 - P280 - P305+P351+P338 -            P337+P313            H302 - H312 - H315 - H319</p>	
		
	<p><b>Catechol-3-carboxylic acid</b>  <i>see 2,3-Dihydroxybenzoic acid [6046]</i></p>	
	<p><b>Caulophyllogenin</b>            Assay (HPLC) ≥98.5% [ with HPLC chromatogram]            = 3beta,16alpha,23-Trihydroxyolean-12-en-28-oic acid            TRITERPENE / Oleanane            MW : 488.71            [52936-64-8]            C<sub>30</sub>H<sub>48</sub>O<sub>5</sub></p>	<p>5 mg # 0005 S</p>
	<p>P260 - P262</p>	
	<p><b>Cedar camphor</b>  <i>see Cedrol [5162 S]</i></p>	
	<p><b>alpha-Cedrene</b>            Assay (GC) ≥98% [sum of enantiomers] [with GC chromatogram]            SESQUITERPENE            MW : 204.36            [469-61-4]            C<sub>15</sub>H<sub>24</sub></p>	<p>100 mg # 5432 S</p>
	<p>Store at +2/8 °C            P260 - P280 - P305+P351+P338 - P337+P313 -            P273            H315 - H319 - H400</p>	
		 
	<p><b>Cedrol</b>            Assay (GC) ≥98% [with GC chromatogram]            = Cedar camphor ; Cypress camphor            SESQUITERPENE            MW : 222.38            [77-53-2]            C<sub>15</sub>H<sub>26</sub>O</p>	<p>100 mg # 5162 S</p>
	<p>Store at +2/8 °C            P260 - P262</p>	
	<p><b>Cellobiose</b>            = 4-O-beta-D-Glucopyranosyl-D-glucose            OLIGOSACCHARIDE            MW : 342.3            [528-50-7]            C<sub>12</sub>H<sub>22</sub>O<sub>11</sub></p>	<p>1 g # 4065</p>
	<p>P260 - P262</p>	

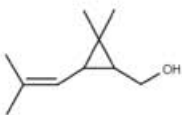
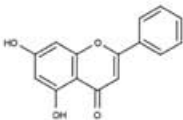

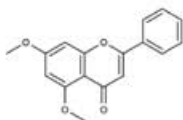
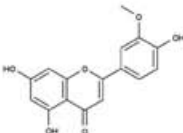
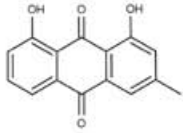

	<p><b>Cerebose</b> <i>see D-Galactose (4117)</i></p>		
	<p><b>alpha-Chaconine</b> Assay (HPLC) ≥98% [ with HPLC chromatogram] ALKALOID / Triterpenoid MW : 852.08 [20562-03-2] C<sub>45</sub>H<sub>73</sub>NO<sub>14</sub></p>	<p>5 mg # 1553 S</p> <p>P260 - P280 H361d</p> 	
	<p><b>Chalcone</b> Assay (HPLC) ≥95% [ with HPLC chromatogram] = Benzylideneacetophenone POLYPHENOL / Chalcone MW : 208.27 [94-41-7] C<sub>15</sub>H<sub>12</sub>O</p>	<p>1 g # 1041</p> <p>P260 - P280 - P305+P351+P338 - P337+P313 H302 - H319 - H335</p> 	
	<p><b>Chamazulen</b> Assay (HPLC) ≥95% [ with HPLC chromatogram] = 7-Ethyl-1,4-dimethylazulen SESQUITERPENE MW : 184.28 [529-05-5] C<sub>14</sub>H<sub>16</sub></p>	<p>100 mg # 5347</p> <p>Store at &lt;15 °C P260 - P262</p>	
	<p><b>Chelerythrine</b> Assay (HPLC) ≥90% [ with HPLC chromatogram] = Toddaline ALKALOID / Isoquinoline MW : 348.38 [34316-15-9] [C<sub>21</sub>H<sub>18</sub>NO<sub>4</sub>]<sup>+</sup></p>	<p>10 mg # 1558</p> <p>P260 - P280 H302</p> 	
	<p><b>Chelerythrine chloride</b> Assay (HPLC) ≥90% [ with HPLC chromatogram] ALKALOID / Isoquinoline MW : 383.83 [3895-92-9] [C<sub>21</sub>H<sub>18</sub>NO<sub>4</sub>]<sup>+</sup>, Cl<sup>-</sup></p>	<p>10 mg # 1559</p> <p>P260 - P280 H302</p> 	
	<p><b>Chelidonic acid</b> = Jervasic acid ORGANICS MW : 184.11 [99-32-1] C<sub>7</sub>H<sub>4</sub>O<sub>6</sub></p>	<p>1 g # 0701</p> <p>P260 - P280 - P305+P351+P338 - P337+P313 H315 - H319 - H335</p> 	
	<p><b>(+)-Chelidonine</b> Assay (HPLC) ≥95% [ with HPLC chromatogram] = Stylophorine ALKALOID / Isoquinoline MW : 353.38 [476-32-4] C<sub>20</sub>H<sub>19</sub>NO<sub>5</sub></p>	<p>10 mg # 0603</p> <p>P260 - P280 - P309+P311 H301</p> 	

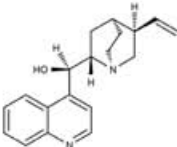

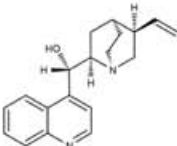



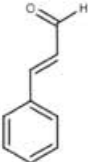

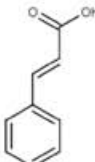

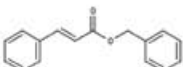

	<p><b>(+)-Chelidonium hydrochloride</b>            Assay (HPLC) ≥90% [ with HPLC chromatogram]            ALKALOID / Isoquinoline            MW : 389.83            [4312-31-6]            C<sub>20</sub>H<sub>19</sub>NO<sub>5</sub>·HCl</p>	<p>10 mg # 1714</p>
	<p>P260 - P280 - P309+P311            H301  </p>	
	<p><b>Chenodeoxycholic acid</b>            = Chenodiol            STEROID            MW : 392.58            [474-25-9]            C<sub>24</sub>H<sub>40</sub>O<sub>4</sub></p>	<p>1 g # 3552</p>
	<p>P260 - P262</p>	
	<p><b>Chenodiol</b>  <i>see Chenodeoxycholic acid [3552]</i></p>	
	<p><b>Chicoric acid</b>            Assay (HPLC) ≥99% [ with HPLC chromatogram]            = Cichoric acid ; Dicafeoyltartaric acid            ORGANICS / Cinnamic acid deriv.            MW : 474.38            [70831-56-0]            C<sub>22</sub>H<sub>18</sub>O<sub>12</sub></p>	<p>10 mg # 4987 S</p>
	<p>Store away from light.            Store at +2/8 °C            P260 - P262</p>	
	<p><b>Chinomine</b>  <i>see Mangiferin [0430]</i></p>	
	<p><b>Chitin</b>            OLIGOSACCHARIDE            [1398-61-4]            (C<sub>8</sub>H<sub>13</sub>NO<sub>5</sub>)<sub>n</sub></p>	<p>1 g # 4068</p>
	<p>P260 - P262</p>	
	<p><b>Chitobiose</b>            = N,N'-Diacetylchitobiose            OLIGOSACCHARIDE            MW : 424.4            [35061-50-8]            C<sub>16</sub>H<sub>28</sub>O<sub>11</sub>N<sub>2</sub></p>	<p>20 mg # 4400</p>
	<p>Store at &lt;-15 °C            P260 - P280 - P305+P351+P338 - P337+P313            H315 - H319</p>	
		
	<p><b>Chlorogenic acid</b>            Assay (HPLC) ≥99% [ with HPLC chromatogram]            = 3-O-Caffeoylquinic acid            ORGANICS / Cinnamic acid deriv.            MW : 354.31            [327-97-9]            C<sub>16</sub>H<sub>18</sub>O<sub>9</sub></p>	<p>25 mg # 4991 S</p>
	<p>Store away from light.            P260 - P262</p>	

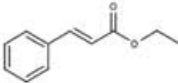
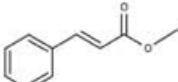
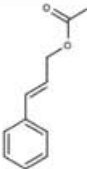

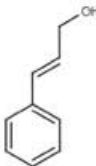

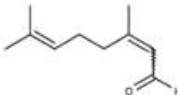

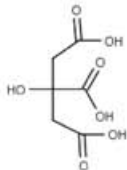

	<p><b>Chlorogenic acid methylester</b>            Assay (HPLC) ≥95% [ with HPLC chromatogram]            = 3-O-Caffeoylquinic acid methylester            ORGANICS / Cinnamic acid deriv.            MW : 368.34            [123483-19-2]            C<sub>17</sub>H<sub>20</sub>O<sub>9</sub></p>	10 mg	# 4996
	<p><b>[5-<math>\alpha</math>]-Cholestane</b>            Assay (GC) ≥95% [with GC chromatogram]            PHYTOSTEROL            MW : 372.68            [481-21-0]            C<sub>27</sub>H<sub>48</sub></p>	100 mg	# 3553
	<p><b>[5-<math>\alpha</math>]-Cholestan-3-<math>\beta</math>-ol</b>            Assay (GC) ≥90% [with GC chromatogram]            PHYTOSTEROL            MW : 388.68            [80-97-7]            C<sub>27</sub>H<sub>48</sub>O</p>	1 g	# 3573
	<p><b>Cholesterol</b>            Assay (GC) ≥95% [with GC chromatogram]            PHYTOSTEROL            MW : 386.67            [57-88-5]            C<sub>27</sub>H<sub>46</sub>O</p>	1 g	# 3551
	<p><b>Cholesteryl acetate</b>            PHYTOSTEROL            MW : 428.7            [604-35-3]            C<sub>29</sub>H<sub>48</sub>O<sub>2</sub></p>	1 g	# 3562
	<p><b>Cholesteryl oleate</b>            PHYTOSTEROL            MW : 651.12            [303-43-5]            C<sub>45</sub>H<sub>78</sub>O<sub>2</sub></p>	1 g	# 3510
	<p><b>Cholesteryl palmitate</b>            PHYTOSTEROL            MW : 625.08            [601-34-3]            C<sub>43</sub>H<sub>76</sub>O<sub>2</sub></p>	1 g	# 3511

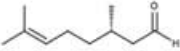
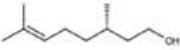
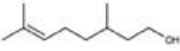
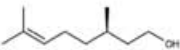
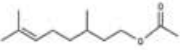
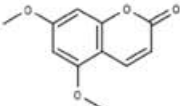
	<p><b>Cholesteryl stearate</b> PHYTOSTEROL MW : 653.14 [35602-69-8] C<sub>45</sub>H<sub>80</sub>O<sub>2</sub></p>	<p>P260 - P262</p>	<p>1 g # 3512</p>
	<p><b>Cholic acid sodium salt</b> STEROID MW : 430.55 [361-09-1] C<sub>24</sub>H<sub>39</sub>NaO<sub>5</sub></p>	<p>P260 - P262</p>	<p>1 g # 3540</p>
	<p><b>4-Chromanone</b> ORGANICS MW : 148.16 [491-37-2] C<sub>9</sub>H<sub>8</sub>O<sub>2</sub></p>	<p>P260 - P262</p>	<p>1 g # 6623</p>
	<p><b>Chrysanthellin A</b> Pentasaccharide of Echinocystic acid Assay (HPLC) ≥97% [ with HPLC chromatogram] TRITERPENE / Oleanane MW : 1191.38 [73039-13-1] C<sub>58</sub>H<sub>94</sub>O<sub>25</sub></p>	<p>Store in the desiccator P260 - P262</p>	<p>10 mg # 0141 S</p>
	<p><b>Chrysanthellin B</b> Pentasaccharide of Caulophyllogenin Assay (HPLC) ≥90% [ with HPLC chromatogram] TRITERPENE / Oleanane MW : 1207.37 [74411-65-7] C<sub>58</sub>H<sub>94</sub>O<sub>26</sub></p>	<p>Store in the desiccator P260 - P262</p>	<p>5 mg # 0112 S</p>
<p><b>Chrysanthemin chloride</b> <i>see Kuromanin chloride [0915 S]</i></p>			
<p><b>Chrysanthemol</b> <i>see Chrysanthemyl alcohol [0798]</i></p>			
	<p><b>[1R]-Chrysanthemolactone</b> MONOTERPENE MW : 168.24 [14087-70-8] C<sub>10</sub>H<sub>16</sub>O<sub>2</sub></p>	<p>Store at +2/8 °C P260 - P262</p>	<p>10 mg # 5498</p>
	<p><b>[1S]-Chrysanthemolactone</b> MONOTERPENE MW : 168.24 [14087-71-9] C<sub>10</sub>H<sub>16</sub>O<sub>2</sub></p>	<p>Store at +2/8 °C P260 - P262</p>	<p>10 mg # 5499</p>

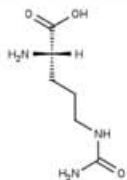
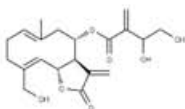

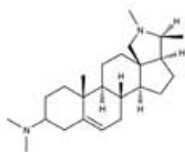
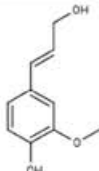
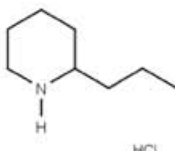

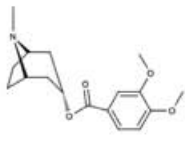

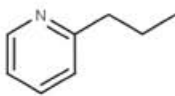




	<p><b>Chrysanthemyl alcohol</b> [cis-trans] mixture of isomers = Chrysanthemol MONOTERPENE MW : 154.25 [5617-92-5] C<sub>10</sub>H<sub>18</sub>O</p>	100 mg	# 0798
<p><b>Chrysazin</b> <i>see 1,8-Dihydroxyanthraquinone [0417]</i></p>			
	<p><b>Chrysin</b> Assay (HPLC) ≥99% [ with HPLC chromatogram] = 5,7-Dihydroxyflavone FLAVONOID / Flavone MW : 254.24 [480-40-0] C<sub>15</sub>H<sub>10</sub>O<sub>4</sub></p>	20 mg	# 1362 S
	P260 - P262		
	<p><b>Chrysin dimethylether</b> Assay (HPLC) ≥90% [ with HPLC chromatogram] = 5,7-Dimethoxyflavone FLAVONOID / Flavone MW : 282.3 [21392-57-4] C<sub>17</sub>H<sub>14</sub>O<sub>4</sub></p>	10 mg	# 1010
<p><b>Chrysin-7-methylether</b> <i>see Tectochrysin [1220]</i></p>			
	<p><b>Chrysoeriol</b> Assay (HPLC) ≥99% [ with HPLC chromatogram] = Luteolin-3'-methylether ; 4',5,7-Trihydroxy-3'-methoxyflavone FLAVONOID / Flavone MW : 300.28 [491-71-4] C<sub>16</sub>H<sub>12</sub>O<sub>6</sub></p>	5 mg	# 1104 S
<p><b>Chrysophanic acid</b> <i>see Chrysophanol [0452 S]</i></p>			
	<p><b>Chrysophanol</b> Assay (HPLC) ≥99% [ with HPLC chromatogram] = Chrysophanic acid ; 1,8-Dihydroxy-3-methylanthraquinone QUINONE / Anthraquinone MW : 254.25 [481-74-3] C<sub>15</sub>H<sub>10</sub>O<sub>4</sub></p>	10 mg	# 0452 S
		P280 - P305+P351+P338 - P337+P313 - P260 H315 - H319 - H335	
<p><b>Cichoric acid</b> <i>see Chicoric acid [4987 S]</i></p>			
<p><b>DL-Cicutine hydrochloride</b> <i>see DL-Coniine hydrochloride [1504]</i></p>			

	<p><b>Cinchonidine</b>            Assay (HPLC) ≥90% [ with HPLC chromatogram]            ALKALOID / Quinoline            MW : 294.4            [485-71-2]  <math>C_{19}H_{22}N_2O</math></p>	<p>100 mg # 0613</p>
	<p>P260 - P280            H302</p>	
	<p><b>Cinchonine</b>            ALKALOID / Quinoline            MW : 294.4            [118-10-5]  <math>C_{19}H_{22}N_2O</math></p>	<p>100 mg # 0612</p>
	<p>P260 - P262 - P280            H302 - H332 - H312 - H317</p>	
	<p><b>1,4-Cineole</b>            Assay (GC) ≥98% [with GC chromatogram]            = Isocineole            MONOTERPENE            MW : 154.25            [470-67-7]  <math>C_{10}H_{18}O</math></p>	<p>100 mg # 5456</p>
	<p>Store at +2/8 °C            P260 - P262 - P210            H226</p>	
	<p><b>1,8-Cineole</b>  <i>see Eucalyptol (5009 S)</i></p>	
	<p><b>trans-Cinnamaldehyde</b>            Assay (GC) ≥95% [with GC chromatogram]            = trans-3-Phenyl-2-propenal            ORGANICS / Cinnamic acid deriv.            MW : 132.16            [14371-10-9]  <math>C_9H_8O</math></p>	<p>1 g # 6023</p>
	<p>P262 - P280 - P260 - P305+P351+P338 -            P337+P313            H315 - H317 - H319 - H335</p>	
	<p><b>trans-Cinnamic acid</b>            Assay (HPLC) ≥95% [ with HPLC chromatogram]            = trans-3-Phenyl-2-propenoic acid            ORGANICS / Cinnamic acid deriv.            MW : 148.16            [140-10-3]  <math>C_9H_8O_2</math></p>	<p>1 g # 6024</p>
	<p>P260 - P280 - P305+P351+P338 - P337+P313            H315 - H319 - H335</p>	
	<p><b>Cinnamic acid benzylester</b>            Assay (GC) ≥90% [with GC chromatogram]            = Benzyl cinnamate            ORGANICS / Cinnamic acid deriv.            MW : 238.29            [103-41-3]  <math>C_{16}H_{14}O_2</math></p>	<p>1 g # 6206 S</p>
	<p>Store at +2/8 °C            P201 - P273            H411</p>	

	<p><b>Cinnamic acid ethylester</b>            Assay (GC) ≥99% [with GC chromatogram]            = Ethylcinnamate            ORGANICS / Cinnamic acid deriv.            MW : 176.22            [103-36-6]            C<sub>11</sub>H<sub>12</sub>O<sub>2</sub></p>	<p>1 g # 6207 S</p>	<p>Store at +2/8 °C            P260 - P262</p>
	<p><b>Cinnamic acid methylester</b>            Assay (GC) ≥95% [with GC chromatogram]            = Methylcinnamate            ORGANICS / Cinnamic acid deriv.            MW : 162.19            [103-26-4]            C<sub>10</sub>H<sub>10</sub>O<sub>2</sub></p>	<p>1 g # 4966</p>	<p>P260 - P262</p>
<p><b>8-OE-Cinnamoyl harpagide</b>  <i>see Harpagoside (0229 S)</i></p>			
	<p><b>Cinnamyl acetate</b>            Assay (GC) ≥ 98% [with GC chromatogram]            = Acetic acid cinnamylester            ORGANICS / Cinnamic acid deriv.            MW : 176.22            [103-54-8]            C<sub>11</sub>H<sub>12</sub>O<sub>2</sub></p>	<p>100 mg # 5139 S</p>	<p>Store at +2/8 °C            P280 - P305+P351+P338 - P337+P313            H319</p>
<p></p>			
	<p><b>trans-Cinnamyl alcohol</b>            = trans-3-Phenyl-2-propene-1-ol            ORGANICS / Cinnamic acid deriv.            MW : 134.18            [104-54-1]            C<sub>9</sub>H<sub>10</sub>O</p>	<p>1 g # 6025</p>	<p>P260 - P280 - P262 - P305+P351+P338 -            P337+P313            H302 - H317 - H315 - H319</p>
<p></p>			
	<p><b>Citral</b>            Geranial+Neral            Assay (GC) ≥95% [cis + trans] [with GC chromatogram]            = 3,7-Dimethyl-2,6-octadienal            MONOTERPENE            MW : 152.24            [5392-40-5]            C<sub>10</sub>H<sub>16</sub>O</p>	<p>1 g # 5016</p>	<p>Store at +2/8 °C            P260 - P280 - P262            H315 - H317</p>
<p></p>			
	<p><b>Citric acid</b>            ORGANICS            MW : 192.13            [77-92-9]            C<sub>6</sub>H<sub>8</sub>O<sub>7</sub></p>	<p>1 g # 0714</p>	<p>P280 - P305+P351+P338 - P337+P313            H319</p>
<p></p>			

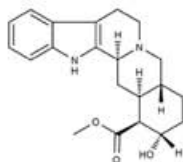
	<p><b>(-)-Citronellal</b>            Assay (GC) ≥95% (sum of enantiomers) [with GC chromatogram]            = 3,7-Dimethyl-6-octenal            MONOTERPENE            MW : 154.25            [5949-05-3]            C<sub>10</sub>H<sub>18</sub>O</p>	<p>100 mg # 5017 S            Store at +2/8 °C            P260 - P280 - P305+P351+P338 - P337+P313            H315 - H319 - H335</p>
	<p><b>(-)-Citronellol</b>            Assay (GC) ≥ 98% (sum of enantiomers)            [with GC chromatogram]            MONOTERPENE            MW : 156.27            [7540-51-4]            C<sub>10</sub>H<sub>20</sub>O</p>	<p>100 mg # 5195 S            Store at +2/8 °C            P260 - P280 - P305+P351+P338 - P337+P313            H315 - H319 - H335</p>
	<p><b>(+/-)-beta-Citronellol</b>            Assay (GC) ≥ 95% (sum of enantiomers) [with GC chromatogram]            MONOTERPENE            MW : 156.27            [106-22-9]            C<sub>10</sub>H<sub>20</sub>O</p>	<p>100 mg # 5179 S            Store at +2/8 °C            P260 - P280 - P305+P351+P338 - P337+P313 -            P262 - P273            H315 - H319 - H335 - H317 - H411</p>
	<p><b>(+)-Citronellol</b>            Assay (GC) ≥98% [with GC chromatogram]            MONOTERPENE            MW : 156.27            [1117-61-9]            C<sub>10</sub>H<sub>20</sub>O</p>	<p>100 mg # 5018 S            Store at +2/8 °C            P260 - P280 - P305+P351+P338 - P337+P313            H315 - H319 - H335</p>
	<p><b>DL-Citronellyl acetate</b>            Assay (GC) ≥90% [with GC chromatogram]            MONOTERPENE            MW : 198.31            [150-84-5]            C<sub>12</sub>H<sub>22</sub>O<sub>2</sub></p>	<p>1 g # 5214 S            Store at +2/8 °C            P260 - P280 - P305+P351+P338 - P337+P313            H315 - H319 - H335</p>
	<p><b>Citropten</b>            Assay (HPLC) ≥ 99% [ with HPLC chromatogram]            = Limettin ; 5,7-Dimethoxycoumarin            COUMARIN            MW : 206.2            [487-06-9]            C<sub>11</sub>H<sub>10</sub>O<sub>4</sub></p>	<p>10 mg # 0581 S            Store away from light.            Store at +2/8 °C            P260 - P262</p>

	<p><b>L-Citrulline</b> AMINOCID MW : 175.19 [372-75-8] C<sub>6</sub>H<sub>13</sub>N<sub>3</sub>O<sub>3</sub></p>	P260 - P262	1 g # 5807
	<p><b>Cnicin</b> Assay (HPLC) ≥90% [ with HPLC chromatogram] SESSQUIITERPENE MW : 378.43 [24394-09-0] C<sub>20</sub>H<sub>26</sub>O<sub>7</sub></p>	Store at +2/8 °C P260 - P280 H302  	10 mg # 8725
<p><b>Colforsin</b> <i>see Forskolin [3733 S]</i></p>			
	<p><b>Conessine</b> = Roquessine ; Wrightiine ; Neriine ALKALOID / Triterpenoid MW : 356.59 [546-06-5] C<sub>24</sub>H<sub>40</sub>N<sub>2</sub></p>	P260 - P262	10 mg # 1865
	<p><b>Coniferyl alcohol</b> Assay (HPLC) ≥95% [ with HPLC chromatogram] = 4-Hydroxy-3-methoxycinnamyl alcohol ORGANICS / Cinnamic acid deriv. MW : 180.21 [458-35-5] C<sub>10</sub>H<sub>12</sub>O<sub>3</sub></p>	Store at +2/8 °C P260 - P262	100 mg # 6028
	<p><b>DL-Coniine hydrochloride</b> = DL-Cicutine hydrochloride ALKALOID / Azine MW : 163.69 [15991-59-0] C<sub>8</sub>H<sub>17</sub>N,HCl</p>	P260 - P280 - P309+P311 H301  	10 mg # 1504
	<p><b>Convolvamine hydrochloride</b> = Veratroyltropine hydrochloride ALKALOID / Tropane MW : 341.84 C<sub>17</sub>H<sub>23</sub>O<sub>4</sub>N,HCl</p>	P260 - P280 - P309+P311 H301  	10 mg # 1663
	<p><b>Conyryne</b> = 2-Propylpyridine ALKALOID / Azine MW : 121.19 [622-39-9] C<sub>8</sub>H<sub>11</sub>N</p>	P260 - P280 - P305+P351+P338 - P337+P313 - P210 H315 - H319 - H335 - H226   	100 mg # 1534

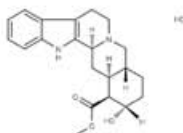


**Cornin**  
see *Verbenalin (0210)*

**Corylopsin**  
see *Bergenin (8826)*



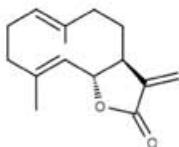
**Corynanthine** 25 mg # 0626  
Assay (HPLC) ≥90% [ with HPLC chromatogram]  
= Rauhimbine  
ALKALOID / Indole P260 - P280 - P309+P311  
MW : 354.45 H301  
[483-10-3]  
C<sub>21</sub>H<sub>26</sub>N<sub>2</sub>O<sub>3</sub>



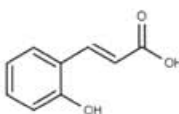
**Corynanthine hydrochloride** 100 mg # 1851  
ALKALOID / Indole P260 - P280 - P309+P311  
MW : 390.91 H301  
[66634-44-4]  
C<sub>21</sub>H<sub>26</sub>N<sub>2</sub>O<sub>3</sub>.HCl



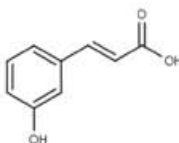
**Cosmosin**  
see *Apigenin-7-O-glucoside (1004 S)*



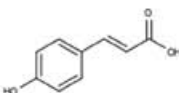
**Costunolide** 10 mg # 7502  
Assay (HPLC) ≥95% [ with HPLC chromatogram]  
SESQUITERPENE Store at +2/8 °C  
MW : 232.32 P260 - P262  
[553-21-9]  
C<sub>15</sub>H<sub>20</sub>O<sub>2</sub>



**2-Coumaric acid** 1 g # 6029  
Assay (HPLC) ≥90% [ with HPLC chromatogram]  
= 2-Hydroxycinnamic acid  
ORGANICS / Cinnamic acid deriv. P280 - P305+P351+P338 - P337+P313 - P260  
MW : 164.16 H315 - H319 - H335  
[614-60-8]  
C<sub>9</sub>H<sub>8</sub>O<sub>3</sub>

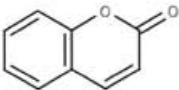

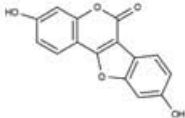

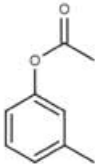


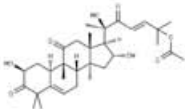




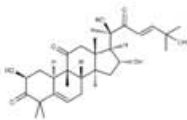

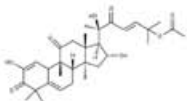

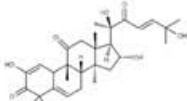

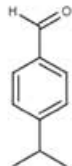

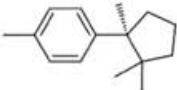

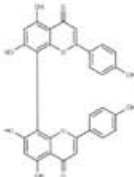
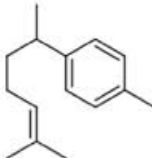

**3-Coumaric acid** 1 g # 6030  
Assay (HPLC) ≥90% [ with HPLC chromatogram]  
= 3-Hydroxycinnamic acid  
ORGANICS / Cinnamic acid deriv. P260 - P280 - P305+P351+P338 - P337+P313  
MW : 164.16 H315 - H319 - H335  
[14755-02-3]  
C<sub>9</sub>H<sub>8</sub>O<sub>3</sub>

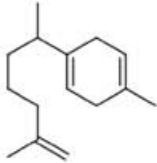

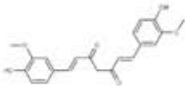

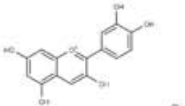
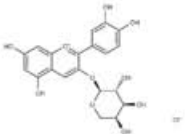
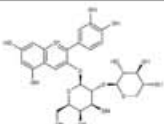


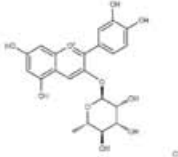
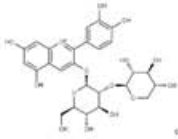
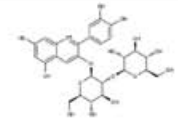
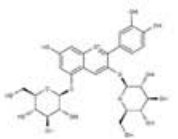
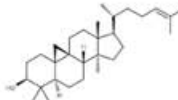
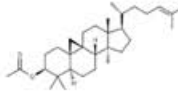
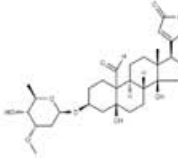

**4-Coumaric acid** 1 g # 6031  
Assay (HPLC) ≥90% [ with HPLC chromatogram]  
= 4-Hydroxycinnamic acid  
ORGANICS / Cinnamic acid deriv. P260 - P280 - P305+P351+P338 - P337+P313  
MW : 164.16 H315 - H319 - H335  
[7400-08-0]  
C<sub>9</sub>H<sub>8</sub>O<sub>3</sub>



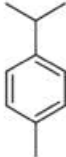

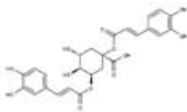
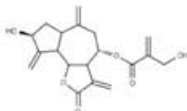
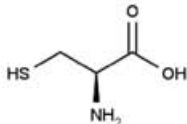

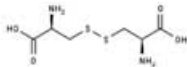
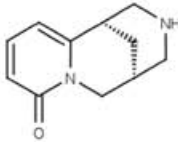

	<p><b>Coumarin</b>            Assay [GC] ≥ 99% (with GC chromatogram)            = 1-Benzopyran-2-one  <b>COUMARIN</b>            MW : 146.15            [91-64-5]            C<sub>9</sub>H<sub>6</sub>O<sub>2</sub></p>	<p>50 mg # 0507 S</p>	<p>P260 - P280 - P309+P311            H301</p>	
<p><b>Coumarin-5[[3,7-Dimethyl-2,6-octadienyl]oxy]-7-methoxy</b>  <i>see 5-Geranyloxy-7-methoxycoumarin (0560 S)</i></p>				
	<p><b>Coumestrol</b>            Assay [HPLC] ≥ 95% [ with HPLC chromatogram]            = 7,12-Dihydroxycoumestan  <b>COUMARIN / Furocoumarin</b>            MW : 268.23            [479-13-0]            C<sub>15</sub>H<sub>8</sub>O<sub>5</sub></p>	<p>10 mg # 0535</p>	<p>Store away from light.            Store at +2/8 °C            P260 - P280 - P305+P351+P338 - P337+P313            H302 - H315 - H319 - H335</p>	
	<p><b>m-Cresyl acetate</b>            Assay [GC] ≥ 99% (with GC chromatogram)            = m-Tolyl acetate ; Acetic acid-3-methylphenylester  <b>ORGANICS / Phenol</b>            MW : 150.18            [122-46-3]            C<sub>9</sub>H<sub>10</sub>O<sub>2</sub></p>	<p>1 g # 4840</p>	<p>P260 - P262</p>	
	<p><b>Crocin</b>  <b>CAROTENOID</b>            MW : 976.98            [42553-65-1]            C<sub>44</sub>H<sub>64</sub>O<sub>24</sub></p>	<p>5 mg # 0329</p>	<p>Store away from light.            Store at &lt;15 °C            P260 - P262</p>	
<p><b>Crotalin</b>  <i>see Monocrotalin (7351)</i></p>				
	<p><b>beta-Cryptoxanthin</b>            Assay [UV] ≥ 97%  <b>CAROTENOID</b>            MW : 552.89            [472-70-8]            C<sub>40</sub>H<sub>56</sub>O</p>	<p>1 mg # 0317 S</p>	<p>Store away from light.  <b>HIGHLY UNSTABLE</b>            Store at &lt;15 °C            P260 - P262</p>	
	<p><b>Cucurbitacin B</b>            Assay [HPLC] ≥ 95% [ with HPLC chromatogram]  <b>TRITERPENE / Cucurbitane</b>            MW : 558.72            [6199-67-3]            C<sub>32</sub>H<sub>46</sub>O<sub>8</sub></p>	<p>10 mg # 2310 S</p>	<p>P260 - P280 - P284 - P309+P311            H300</p>	
				

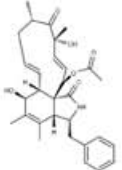

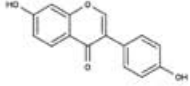
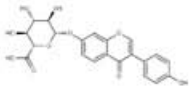
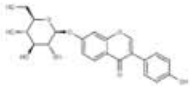
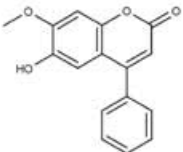

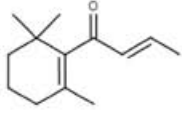

	<p><b>Cucurbitacin D</b>            Assay (HPLC) ≥95% [ with HPLC chromatogram]            = Elatericin A            TRITERPENE / Cucurbitane            MW : 516.68            [3877-86-9]            C<sub>30</sub>H<sub>44</sub>O<sub>7</sub></p>	<p>5 mg # 0023 S            P260 - P280 - P284 - P309+P311            H300  </p>
	<p><b>Cucurbitacin E</b>            Assay (HPLC) ≥95% [ with HPLC chromatogram]            = alpha-Elaterin            TRITERPENE / Cucurbitane            MW : 556.7            [18444-66-1]            C<sub>32</sub>H<sub>44</sub>O<sub>8</sub></p>	<p>10 mg # 0020 S            P260 - P262 - P280            H302 - H312  </p>
	<p><b>Cucurbitacin I</b>            Assay (HPLC) ≥95% [ with HPLC chromatogram]            = Elaterin B            TRITERPENE / Cucurbitane            MW : 514.67            [2222-07-3]            C<sub>30</sub>H<sub>42</sub>O<sub>7</sub></p>	<p>5 mg # 0021 S            P260 - P280 - P284 - P309+P311            H300 - H311  </p>
	<p><b>Cuminaldehyde</b>            Assay (GC) ≥90% [ with GC chromatogram]            MONOTERPENE            MW : 148.21            [122-03-2]            C<sub>10</sub>H<sub>12</sub>O</p>	<p>100 mg # 5164 S            Store at +2/8 °C            P260 - P262 - P280 - P305+P351+P338 -            P337+P313            H302 - H332 - H312 - H315 - H319 - H335  </p>
	<p><b>(+)-Cuparene</b>            SESQUITERPENE            MW : 202.35            [16982-00-6]            C<sub>15</sub>H<sub>22</sub></p>	<p>100 mg # 5433            Store at +2/8 °C            P260 - P280            H302  </p>
	<p><b>Cupressuflavone</b>            Assay (HPLC) ≥99% [ with HPLC chromatogram]            = 4',4'',5,5'',7,7''-Hexahydroxy-8-8''-biflavone            FLAVONOID / Biflavone            MW : 538.46            [3952-18-9]            C<sub>30</sub>H<sub>18</sub>O<sub>10</sub></p>	<p>10 mg # 1281 S            P260 - P262</p>
	<p><b>alpha-Curcumene</b>            Assay (GC) ≥90% [ with GC chromatogram]            SESQUITERPENE            MW : 202.34            [644-30-4]            C<sub>15</sub>H<sub>22</sub></p>	<p>100 mg # 5225 S            Store at +2/8 °C            P260 - P280 - P305+P351+P338 - P337+P313            H315 - H319 - H335  </p>

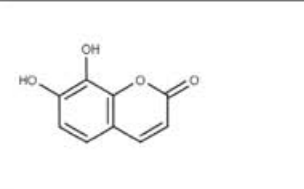
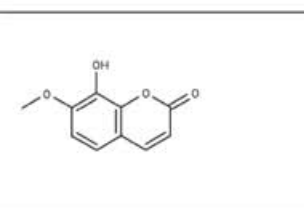

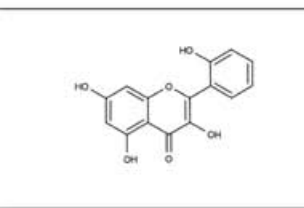
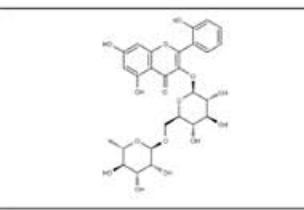
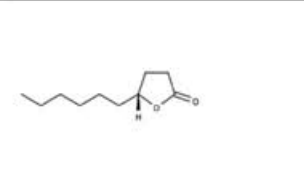

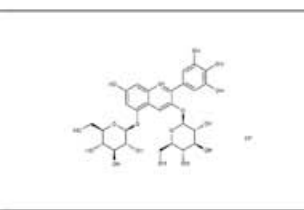
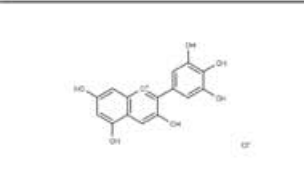
	<p><b>beta-Curcumene</b>            SESQUITERPENE            MW : 204.36            [451-56-9]            C<sub>15</sub>H<sub>24</sub></p>	<p>100 mg # 5228            Store at +2/8 °C            P260 - P280 - P305+P351+P338 - P337+P313            H315 - H319 - H335</p>	
	<p><b>Curcumin</b>            Assay (HPLC) ≥97.5% [ with HPLC chromatogram]            = Diferuloylmethane            ORGANICS / Cinnamic acid deriv.            MW : 368.39            [458-37-7]            C<sub>21</sub>H<sub>20</sub>O<sub>6</sub></p>	<p>10 mg # 4739 S            P280 - P305+P351+P338 - P337+P313 - P260            H315 - H319 - H335</p>	
<p><b>Cuscutin</b>  <i>see Bergenin (8826)</i></p>			
	<p><b>Cyanidin chloride</b>            Assay (HPLC) ≥96% [ with HPLC chromatogram]            = 3,3',4',5',7-Pentahydroxyflavylium chloride            ANTHOCYANID / Cyanidin            MW : 322.7            [528-58-5]            C<sub>15</sub>H<sub>11</sub>O<sub>6</sub>Cl</p>	<p>10 mg # 0909 S            Store in the desiccator and away from light.            P260 - P262</p>	
<p><b>Cyanidin derivatives kit</b> 1 kit # 0947 S            Cyanidin chl., Ideain chl., Keracyanin chl., Kuromanin chl. (10 mg each)            Assay (HPLC) [ with HPLC chromatogram]            ANTHOCYANID / Cyanidin            Store away from light and moisture.            Store at &lt;-15 °C            P260 - P262</p>			
	<p><b>Cyanidin-3-O-arabinoside chloride</b>            Assay (HPLC) ≥97% [ with HPLC chromatogram]            ANTHOCYANID / Cyanidin            MW : 454.81            [27214-72-8]            C<sub>20</sub>H<sub>19</sub>O<sub>10</sub>Cl</p>	<p>10 mg # 0908 S            Store away from light and moisture.            Store at &lt;-15 °C            P260 - P262</p>	
<p><b>Cyanidin-3,5-di-O-glucoside chloride</b>  <i>see Cyanin chloride (0932 S)</i></p>			
<p><b>Cyanidin-3-O-galactoside chloride</b>  <i>see Ideain chloride (0923 S)</i></p>			
<p><b>Cyanidin-3-O-glucoside chloride</b>  <i>see Kuromanin chloride (0915 S)</i></p>			
	<p><b>Cyanidin-3-O-lathyruside chloride</b>            Assay (HPLC) ≥97% [ with HPLC chromatogram]            ANTHOCYANID / Cyanidin            MW : 616.95            [31073-32-2]            C<sub>26</sub>H<sub>29</sub>O<sub>15</sub>Cl</p>	<p>5 mg # 0936 S            Store away from light and moisture.            Store at &lt;-15 °C            P260 - P262</p>	

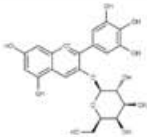

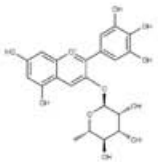
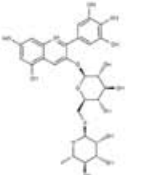
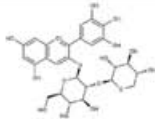
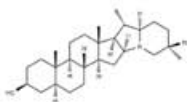

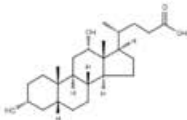

	<p><b>Cyanidin-3-O-rhamnoside chloride</b>            Assay (HPLC) ≥90% [ with HPLC chromatogram]            ANTHOCYANID / Cyanidin            MW : 468.84            [38533-30-1]  <math>C_{21}H_{21}O_{10}Cl</math></p>	<p>5 mg # 0939</p>
<p>Store away from light and moisture.            Store at &lt;15 °C            P260 - P262</p>		
<p><b>Cyanidin-3-O-rutinoside chloride</b>  <i>see Keracyanin chloride (0914 S)</i></p>		
	<p><b>Cyanidin-3-O-sambubioside chloride</b>            Assay (HPLC) ≥95% [ with HPLC chromatogram]            ANTHOCYANID / Cyanidin            MW : 616.96            [33012-73-6]  <math>C_{26}H_{29}O_{15}Cl</math></p>	<p>5 mg # 0949 S</p>
<p>Store away from light and moisture.            Store at &lt;15 °C            P260 - P262</p>		
	<p><b>Cyanidin-3-O-sophoroside chloride</b>            Assay (HPLC) ≥95% [ with HPLC chromatogram]            ANTHOCYANID / Cyanidin            MW : 647.05            [38820-68-7]  <math>C_{27}H_{31}O_{16}Cl</math></p>	<p>5 mg # 0937 S</p>
<p>Store away from light and moisture.            Store at &lt;15 °C            P260 - P262</p>		
	<p><b>Cyanin chloride</b>            Assay (HPLC) ≥97% [ with HPLC chromatogram]            = Cyanidin-3,5-di-O-glucoside chloride            ANTHOCYANID / Cyanidin            MW : 646.95            [2611-67-8]  <math>C_{27}H_{31}O_{16}Cl</math></p>	<p>5 mg # 0932 S</p>
<p>Store away from light and moisture.            Store at &lt;15 °C            P260 - P262</p>		
	<p><b>Cycloartenol</b>            Assay (HPLC) ≥90% [ with HPLC chromatogram]            = 9,19-Cyclo-9beta-lanost-24-en-3beta-ol            TRITERPENE / Lanostane            MW : 426.73            [469-38-5]  <math>C_{30}H_{50}O</math></p>	<p>10 mg # 0010</p>
<p>Store at +2/8 °C            P260 - P262</p>		
	<p><b>Cycloartenol acetate</b>            Assay (HPLC) ≥90% [ with HPLC chromatogram]            TRITERPENE / Lanostane            MW : 468.77            [1259-10-5]  <math>C_{32}H_{52}O_2</math></p>	<p>5 mg # 0011</p>
<p>Store at +2/8 °C            P260 - P262</p>		
<p><b>9,19-Cyclo-9beta-lanost-24-en-3beta-ol</b>  <i>see Cycloartenol (0010)</i></p>		
	<p><b>Cymarín</b>            Assay (HPLC) ≥90% [ with HPLC chromatogram]            = K-Strophanthin alpha            TRITERPENE / Cardioglycoside            MW : 548.67            [508-77-0]  <math>C_{30}H_{44}O_9</math></p>	<p>10 mg # 0809</p>
<p>P260 - P280 - P284 - P309+P311            H331 - H301 - H373</p>		
		

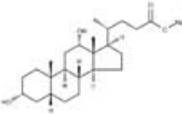
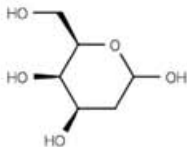
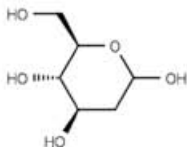
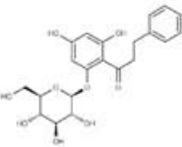
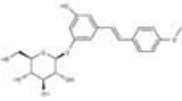


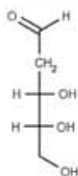
	<p><b>4-Cymene</b>            Assay (GC) ≥99% (with GC chromatogram)  <b>MONOTERPENE</b>            MW : 134.22            [99-87-6]            C<sub>10</sub>H<sub>14</sub></p>	<p>100 mg # 5020 S</p>	<p>Store at +2/8 °C            P260 - P280 - P305+P351+P338 - P337+P313 - P210            H315 - H319 - H335 - H226</p>	
	<p><b>Cynarin</b>            Assay (HPLC) ≥99% (with HPLC chromatogram)            = 1,3-Di-O-caffeoylquinic acid  <b>ORGANICS / Cinnamic acid deriv.</b>            MW : 516.46            [30964-13-7]            C<sub>25</sub>H<sub>24</sub>O<sub>12</sub></p>	<p>10 mg # 4995 S</p>	<p>Store away from light.            P260 - P262</p>	
	<p><b>Cynaropicrin</b>            Assay (HPLC) ≥97.5% (with HPLC chromatogram)  <b>SESGUITERPENE</b>            MW : 346.38            [35730-78-0]            C<sub>19</sub>H<sub>22</sub>O<sub>6</sub></p>	<p>10 mg # 3808 S</p>	<p>Store at +2/8 °C            P260 - P262</p>	
	<p><b>Cynaroside</b>  <i>see Luteolin-7-O-glucoside (1126 S)</i></p>			
	<p><b>Cypress camphor</b>  <i>see Cedrol (5162 S)</i></p>			
	<p><b>L-Cysteine</b>  <b>AMINOACID</b>            MW : 121.16            [52-90-4]            C<sub>3</sub>H<sub>7</sub>NO<sub>2</sub>S</p>	<p>1 g # 5525</p>	<p>P260 - P280            H302</p>	
	<p><b>L-Cystine</b>  <b>AMINOACID</b>            MW : 240.3            [56-89-3]            C<sub>6</sub>H<sub>12</sub>N<sub>2</sub>O<sub>4</sub>S<sub>2</sub></p>	<p>1 g # 5528</p>	<p>P260 - P262</p>	
	<p><b>Cytisine</b>  <b>ALKALOID / Quinolizidine</b>            MW : 190.24            [485-35-8]            C<sub>11</sub>H<sub>14</sub>N<sub>2</sub>O</p>	<p>10 mg # 0692</p>	<p>P260 - P280 - P284 - P309+P311            H301 - H330 - H311</p>	

	<p><b>Cytochalasin C</b>            ex. <i>Metarrhizium anisopliae</i>            ALKALOID / Azolidine            MW : 507.63            [22144-76-9]  <math>C_{29}H_{37}NO_6</math></p>	<p>1 mg # 1563            P260 - P280 - P284 - P309+P311 - P262            H310 - H300 - H330 - H361d  </p>
	<p><b>Daidzein</b>            Assay [HPLC] ≥95% [ with HPLC chromatogram]            = 4',7-Dihydroxyisoflavone            FLAVONOID / Isoflavone            MW : 254.25            [486-66-8]  <math>C_{15}H_{10}O_4</math></p>	<p>25 mg # 1048            P260 - P262</p>
<p><b>Daidzein-7-O-glucoside</b>  <i>see Daidzin (1096)</i></p>		
<p><b>Daidzein-8-C-glucoside</b>  <i>see Puerarin (1233 S)</i></p>		
	<p><b>Daidzein-7-O-glucuronide</b>            Assay [HPLC] ≥95% [ with HPLC chromatogram]            FLAVONOID / Isoflavone            MW : 430.37            [38482-80-3]  <math>C_{21}H_{18}O_{10}</math></p>	<p>5 mg # 1319            Store at &lt;15 °C            P260 - P262</p>
	<p><b>Daidzin</b>            Assay [HPLC] ≥90% [ with HPLC chromatogram]            = Daidzein-7-O-glucoside            FLAVONOID / Isoflavone            MW : 416.38            [552-66-9]  <math>C_{21}H_{20}O_9</math></p>	<p>20 mg # 1096            P260 - P262</p>
	<p><b>Dalbergin</b>            = 6-Hydroxy-7-methoxy-4-phenylcoumarin            COUMARIN / Phenylcoumarin            MW : 268.28            [482-83-7]  <math>C_{16}H_{12}O_4</math></p>	<p>25 mg # 0595            Store away from light.            Store at +2/8 °C            P260 - P280 - P262            H315  </p>
	<p><b>beta-Damascone</b>            Assay [GC] ≥90% [with GC chromatogram]            ORGANICS / Ketone            MW : 192.3            [23726-91-2]  <math>C_{13}H_{20}O</math></p>	<p>100 mg # 5491            P262 - P280 - P260            H317  </p>
<p><b>Danthron</b>  <i>see 1,8-Dihydroxyanthraquinone (0417)</i></p>		

	<p><b>Daphnetin</b> Assay (HPLC) ≥95% [ with HPLC chromatogram ] = 7,8-Dihydroxycoumarin COUMARIN MW : 178.15 [486-35-1] C<sub>9</sub>H<sub>6</sub>O<sub>4</sub></p>	<p>10 mg # 0508 P260 - P262</p>
	<p><b>Daphnetin-7-methylether</b> = 8-Hydroxy-7-methoxycoumarin COUMARIN MW : 192.17 [19492-03-6] C<sub>10</sub>H<sub>8</sub>O<sub>4</sub></p>	<p>10 mg # 0549 P260 - P280 - P305+P351+P338 - P337+P313 H315 - H319 - H335 </p>
	<p><b>Datisetin</b> Assay (HPLC) ≥99% [ with HPLC chromatogram ] = 2',3,5,7-Tetrahydroxyflavone FLAVONOID / Flavonol MW : 286.25 [480-15-9] C<sub>15</sub>H<sub>10</sub>O<sub>6</sub></p>	<p>10 mg # 1141 S P260 - P262</p>
<p><b>Datisetin-3-O-rutinoside</b> <i>see Datisetin (0086)</i></p>		
	<p><b>Datisetin</b> Assay (HPLC) ≥90% [ with HPLC chromatogram ] = Datisetin-3-O-rutinoside FLAVONOID / Flavonol MW : 594.53 [16310-92-2] C<sub>27</sub>H<sub>30</sub>O<sub>15</sub></p>	<p>5 mg # 0086 Store in the desiccator P260 - P262</p>
	<p><b>gamma-Decalactone</b> Assay (GC) ≥99% [ with GC chromatogram ] ORGANICS / Lactone MW : 170.25 [706-14-9] C<sub>10</sub>H<sub>18</sub>O<sub>2</sub></p>	<p>100 mg # 5167 S P260 - P280 - P305+P351+P338 - P337+P313 H315 - H319 - H335 </p>
	<p><b>Delphin chloride</b> Assay (HPLC) ≥ 97% [ with HPLC chromatogram ] = Delphinidin-3,5-di-O-glucoside chloride ANTHOCYANID / Delphinidin MW : 662.98 [17670-06-3] C<sub>27</sub>H<sub>31</sub>O<sub>17</sub>Cl</p>	<p>5 mg # 0941 S Store away from light and moisture. Store at &lt;-15 °C P260 - P262</p>
	<p><b>Delphinidin chloride</b> Assay (HPLC) ≥97% [ with HPLC chromatogram ] = 3,3',4',5,5',7-Hexahydroxyflavylium chloride ANTHOCYANID / Delphinidin MW : 338.7 [528-53-0] C<sub>15</sub>H<sub>11</sub>O<sub>7</sub>Cl</p>	<p>10 mg # 0904 S Store in the desiccator and away from light. P260 - P262</p>
<p><b>Delphinidin-3,5-di-O-glucoside chloride</b> <i>see Delphin chloride (0941 S)</i></p>		

	<p><b>Delphinidin-3-O-galactoside chloride</b>            Assay (HPLC) ≥95% [ with HPLC chromatogram]            = Empetrin chloride            ANTHOCYANID / Delphinidin            MW : 500.84            [28500-00-7]            C<sub>21</sub>H<sub>21</sub>O<sub>12</sub>Cl</p>	<p>5 mg # 0905</p>
	<p>Store at &lt;15 °C            P260 - P262</p>	
<p><b>Delphinidin-3-O-glucoside chloride</b>  <i>see Myrtillin chloride [0938]</i></p>		
	<p><b>Delphinidin-3-O-rhamnoside chloride</b>            Assay (HPLC) ≥90% [ with HPLC chromatogram]            ANTHOCYANID / Delphinidin            MW : 484.84            [29907-19-5]            C<sub>21</sub>H<sub>21</sub>O<sub>11</sub>Cl</p>	<p>1 mg # 0940</p>
	<p>Store away from light and moisture.            Store at &lt;15 °C            P260 - P262</p>	
	<p><b>Delphinidin-3-O-rutinoside chloride</b>            Assay (HPLC) ≥95% [ with HPLC chromatogram]            = Tulipanin chloride            ANTHOCYANID / Delphinidin            MW : 646.98            [15674-58-5]            C<sub>27</sub>H<sub>31</sub>O<sub>16</sub>Cl</p>	<p>10 mg # 0901 S</p>
	<p>Store away from light and moisture.            Store at &lt;15 °C            P260 - P262</p>	
	<p><b>Delphinidin-3-O-sambubioside chloride</b>            Assay (HPLC) ≥90% [ with HPLC chromatogram]            ANTHOCYANID / Delphinidin            MW : 632.95            [53158-73-9]            C<sub>26</sub>H<sub>29</sub>O<sub>16</sub>Cl</p>	<p>5 mg # 0948</p>
	<p>Store away from light and moisture.            Store at &lt;15 °C            P260 - P262</p>	
<p><b>Demethyltaxasin</b>  <i>see 4',6,7-Trihydroxyisoflavone [1052]</i></p>		
	<p><b>Demissidine</b>            = Solanine D ; Dihydrosolanidine T            ALKALOID / Triterpenoid            MW : 399.67            [474-08-8]            C<sub>27</sub>H<sub>45</sub>NO</p>	<p>5 mg # 1566</p>
	<p>P260 - P280 - P309+P311            H301</p>	
		
<p><b>Deoxyalliin</b>  <i>see S-Allyl-L-cysteine [7255 S]</i></p>		
	<p><b>Deoxycholic acid</b>            STEROID            MW : 392.58            [83-44-3]            C<sub>24</sub>H<sub>40</sub>O<sub>4</sub></p>	<p>1 g # 3541</p>
	<p>P260 - P280 - P305+P351+P338 - P337+P313            H302 - H315 - H319 - H335</p>	
		

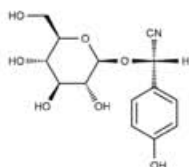
	<p><b>Deoxycholic acid sodium salt</b>            STEROID            MW : 414.55            [302-95-4]            C<sub>24</sub>H<sub>39</sub>O<sub>4</sub>Na</p>	<p>P260 - P280            H302 - H335</p>	1 g	# 3543
	<p><b>2-Deoxy-D-galactose</b>            OLIGOSACCHARIDE            MW : 164.17            [1949-89-9]            C<sub>6</sub>H<sub>12</sub>O<sub>5</sub></p>	P260 - P262	100 mg	# 4077
	<p><b>6-Deoxy-D-galactose</b>  <i>see D-Fucose (4078)</i></p>			
	<p><b>6-Deoxy-L-galactose</b>  <i>see L-Fucose (4079)</i></p>			
	<p><b>1-Deoxyginkgolide C</b>  <i>see Ginkgolide J (3731 S)</i></p>			
	<p><b>7-Deoxyginkgolide C</b>  <i>see Ginkgolide B (3729 S)</i></p>			
	<p><b>2-Deoxy-D-glucose</b>            OLIGOSACCHARIDE            MW : 164.17            [154-17-6]            C<sub>6</sub>H<sub>12</sub>O<sub>5</sub></p>	P260 - P262	1 g	# 4080
	<p><b>5-Deoxykaempferol</b>  <i>see Resokaempferol (1251)</i></p>			
	<p><b>4-Deoxyphloridzin</b>            inhibitor of glucose transport system <i>Biochim.Biophys.Acta,134, 290(1972)</i>            Assay (HPLC) ≥95% [ with HPLC chromatogram]            POLYPHENOL / Dihydrochalcone            MW : 420.41            C<sub>21</sub>H<sub>24</sub>O<sub>9</sub></p>	P260 - P262	10 mg	# 1252
	<p><b>Deoxyrhapontin</b>            Assay (HPLC) ≥95% [ with HPLC chromatogram]            = 3,5-Dihydroxy-4'-methoxystilbene-3-O-beta-D-glucoside            POLYPHENOL / Stilbene            MW : 404.42            [30197-14-9]            C<sub>21</sub>H<sub>24</sub>O<sub>8</sub></p>	P260 - P262	10 mg	# 8827



**2-Deoxy-D-ribose**  
OLIGOSACCHARIDE  
MW : 134.14  
[533-67-5]  
C<sub>5</sub>H<sub>10</sub>O<sub>4</sub>

Store in the desiccator  
P260 - P262

1 g # 4083



**Dhurrin**  
Assay (HPLC) ≥90% [ with HPLC chromatogram]  
= 4-Hydroxymandelonitrile-beta-D-glucoside  
GLUCOSIDE  
MW : 311.3  
[499-20-7]  
C<sub>14</sub>H<sub>17</sub>NO<sub>7</sub>

HIGHLY UNSTABLE IN SOLUTION  
P260 - P280  
H302

10 mg # 7204

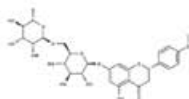


**N,N'-Diacetylchitobiose**  
*see Chitobiose (4400)*

**1,3-Di-O-caffeoylquinic acid**  
*see Cynarin (4995 S)*

**Dicafeoyltartaric acid**  
*see Chicoric acid (4987 S)*

**1,7-Dideoxyginkgolide C**  
*see Ginkgolide A (3728 S)*

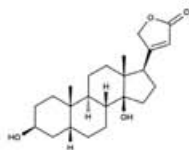


**Didymin**  
Assay (HPLC) ≥99% [ with HPLC chromatogram]  
= Isosakuranetin-7-O-rutinoside ; Neoponcirin  
FLAVONOID / Flavanone  
MW : 594.57  
[14259-47-3]  
C<sub>28</sub>H<sub>34</sub>O<sub>14</sub>

P260 - P262

5 mg # 1166 S

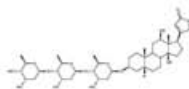
**Diferuloylmethane**  
*see Curcumin (4739 S)*



**Digitoxigenin**  
Assay (HPLC) ≥95% [ with HPLC chromatogram]  
= Thevetigenin  
TRITERPENE / Cardioglycoside  
MW : 374.52  
[143-62-4]  
C<sub>23</sub>H<sub>34</sub>O<sub>4</sub>

P260 - P280 - P284 - P309+P311  
H300

10 mg # 0820



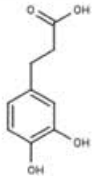

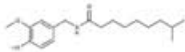


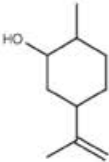
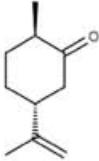
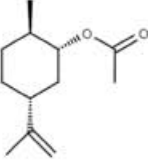
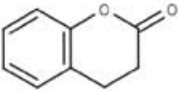

**Digoxin**  
Assay (HPLC) ≥90% [ with HPLC chromatogram]  
TRITERPENE / Cardioglycoside  
MW : 780.95  
[20830-75-5]  
C<sub>41</sub>H<sub>64</sub>O<sub>14</sub>

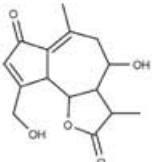
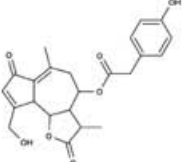
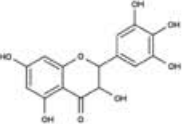
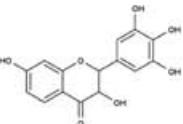
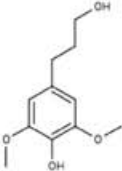
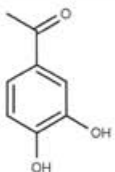
P260 - P305+P351+P338 - P337+P313 - P280 -  
P284 - P309+P311 - P273  
H319 - H330 - H400 - H300

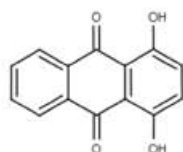
5 mg # 0830





	<p><b>Dihydrocaffeic acid</b>            Assay (HPLC) ≥95% [ with HPLC chromatogram ]            = 3-(3,4-Dihydroxyphenyl)propanoic acid            ORGANICS / Cinnamic acid deriv.            MW : 182.18            [1078-61-1]            C<sub>9</sub>H<sub>10</sub>O<sub>4</sub></p>	<p>1 g # 6036</p>	<p>P260 - P280 - P305+P351+P338 - P337+P313            H315 - H319 - H335</p>	
	<p><b>Dihydrocapsaicin</b>            Assay (HPLC) ≥85% [ with HPLC chromatogram ]            ORGANICS            MW : 307.44            [19408-84-5]            C<sub>18</sub>H<sub>29</sub>NO<sub>3</sub></p>	<p>10 mg # 6660</p>	<p>P260 - P280 - P309+P311 - P305+P351+P338 -            P337+P313            H301 - H315 - H319 - H335</p>	 
	<p><b>Dihydrocarveol</b>            mixture of isomers            Assay (GC) [ with GC chromatogram ]            MONOTERPENE            MW : 154.25            [38049-26-2]            C<sub>10</sub>H<sub>18</sub>O</p>	<p>100 mg # 5175</p>	<p>Store at +2/8 °C            P260 - P262</p>	
	<p><b>(+)-Dihydrocarvone</b>            mixture of isomers            MONOTERPENE            MW : 152.24            [5524-05-0]            C<sub>10</sub>H<sub>16</sub>O</p>	<p>100 mg # 5100</p>	<p>Store at +2/8 °C            P260 - P262</p>	
	<p><b>(-)-Dihydrocarvyl acetate</b>            MONOTERPENE            MW : 196.29            [20777-49-5]            C<sub>12</sub>H<sub>20</sub>O<sub>2</sub></p>	<p>100 mg # 5019</p>	<p>P260 - P262</p>	
	<p><b>Dihydro-4-coumaric acid</b>  <i>see Phloretic acid (6104)</i></p>			
	<p><b>3,4-Dihydrocoumarin</b>            Assay (GC) ≥95% [ with GC chromatogram ]            = Hydrocoumarin ; Melilotin ; Melilotol            COUMARIN            MW : 148.16            [119-84-6]            C<sub>9</sub>H<sub>8</sub>O<sub>2</sub></p>	<p>1 g # 0510</p>	<p>P260 - P280 - P262 - P305+P351+P338 -            P337+P313            H302 - H315 - H319 - H335</p>	
	<p><b>Dihydrofisetin</b>  <i>see Fustin (1339 S)</i></p>			
	<p><b>2,3-Dihydroflavone</b>  <i>see Flavanone (1038)</i></p>			

	<b>Dihydroharmine</b> <i>see Harmaline (0638)</i>		
	<b>11 beta,13-Dihydrolactucin</b> Assay (HPLC) ≥95% [ with HPLC chromatogram] SESQUITERPENE MW : 278.31 [83117-63-9] C <sub>15</sub> H <sub>18</sub> O <sub>5</sub>	5 mg	# 3810
		Store at +2/8 °C P260 - P262	
	<b>11 beta,13-Dihydrolactucopicrin</b> Assay (HPLC) ≥95% [ with HPLC chromatogram] SESQUITERPENE MW : 412.44 [125519-47-3] C <sub>23</sub> H <sub>24</sub> O <sub>7</sub>	5 mg	# 3811
		Store at +2/8 °C P260 - P262	
	<b>Dihydromyricetin</b> Assay (HPLC) ≥95% [ with HPLC chromatogram] = 3,3',4',5',7'-Hexahydroxyflavanone ; Ampelopsin FLAVONOID / Flavanone MW : 320.26 C <sub>15</sub> H <sub>12</sub> O <sub>8</sub>	10 mg	# 1351
		P260 - P262	
	<b>[2R,3R]-Dihydroquercetin</b> <i>see (+)-Taxifolin (1359 S)</i>		
	<b>Dihydrorobinetin</b> Assay (HPLC) ≥95% [ with HPLC chromatogram] = 3,3',4',5',7'-Pentahydroxyflavanone FLAVONOID / Flavanone MW : 304.27 [70460-55-8] C <sub>15</sub> H <sub>12</sub> O <sub>7</sub>	20 mg	# 1037
		P260 - P262	
	<b>Dihydrosinapyl alcohol</b> ORGANICS / Cinnamic acid deriv. MW : 212.25 [20736-25-8] C <sub>11</sub> H <sub>16</sub> O <sub>4</sub>	20 mg	# 6044
		Store at +2/8 °C P260 - P262	
	<b>Dihydrosolanidine T</b> <i>see Demissidine (1566)</i>		
	<b>3,4-Dihydroxyacetophenone</b> Assay (HPLC) ≥90% [ with HPLC chromatogram] = Acetylpyrocatechol ORGANICS / Benzoic acid deriv. MW : 152.15 [1197-09-7] C <sub>8</sub> H <sub>8</sub> O <sub>3</sub>	1 g	# 4956
		P260 - P262	
	<b>1,2-Dihydroxyanthraquinone</b> <i>see Alizarin (0411)</i>		


**1,4-Dihydroxyanthraquinone**

Assay (HPLC) ≥95% [ with HPLC chromatogram]

= Guinizarin

QUINONE / Anthraquinone

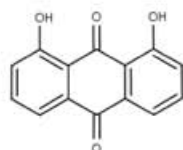
MW : 240.21

[81-64-1]

 C<sub>14</sub>H<sub>8</sub>O<sub>4</sub>

 P260 - P262 - P280  
H317


1 g # 0429


**1,8-Dihydroxyanthraquinone**

Assay (HPLC) ≥90% [ with HPLC chromatogram]

= Chryszarin ; Danthron

QUINONE / Anthraquinone

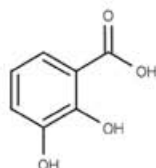
MW : 240.21

[117-10-2]

 C<sub>14</sub>H<sub>8</sub>O<sub>4</sub>

 P260 - P280  
H351


1 g # 0417

**1,8-Dihydroxyanthraquinone-3-carboxylic acid**
*see Rhein (0455 S)*
**3,4-Dihydroxybenzaldehyde**
*see Protocatechualdehyde (6045)*
**1,2-Dihydroxybenzene**
*see Catechol (0970)*

**2,3-Dihydroxybenzoic acid**

Assay (HPLC) ≥90% [ with HPLC chromatogram]

= Catechol-3-carboxylic acid

ORGANICS / Benzoic acid deriv.

MW : 154.13

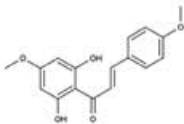
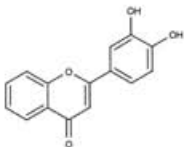

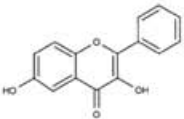
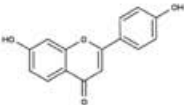
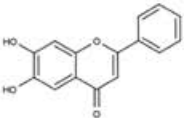
[303-38-8]

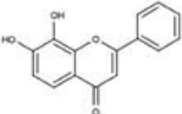
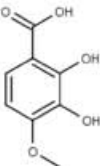
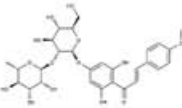
 C<sub>7</sub>H<sub>6</sub>O<sub>4</sub>

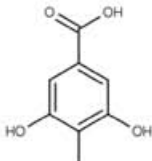

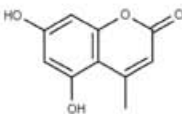

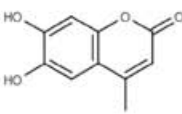

 P260 - P280 - P305+P351+P338 - P337+P313  
H315 - H319 - H335


1 g # 6046

**2,4-Dihydroxybenzoic acid**
*see beta-Resorcylic acid (6047)*
**2,5-Dihydroxybenzoic acid**
*see Gentisic acid (6048)*
**3,4-Dihydroxybenzoic acid**
*see Protocatechuic acid (6050)*
**3,5-Dihydroxybenzoic acid**
*see alpha-Resorcylic acid (6057)*
**3,4-Dihydroxycinnamic acid**
*see Caffeic acid (6018)*
**6,7-Dihydroxycoumarin**
*see Esculetin (0502)*
**7,8-Dihydroxycoumarin**
*see Daphnetin (0508)*
**7,12-Dihydroxycoumestan**
*see Coumestrol (0535)*

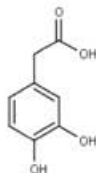
		<b>2',4-Dihydroxy-4',6'-dimethoxychalcone</b> <i>see Flavokawain C [1042]</i>		
		<b>2',6'-Dihydroxy-4,4'-dimethoxychalcone</b> Assay (HPLC) ≥95% [ with HPLC chromatogram] = Gymnogrammene POLYPHENOL / Chalcone MW : 300.32 [20621-49-2] C <sub>17</sub> H <sub>16</sub> O <sub>5</sub>	P260 - P262	10 mg # 1080
		<b>4',7-Dihydroxyflavanone</b> <i>see Liquiritigenin [1150 S]</i>		
		<b>5,7-Dihydroxyflavanone</b> <i>see Pinoembrin [1162]</i>		
		<b>3',4'-Dihydroxyflavone</b> Assay (HPLC) ≥95% [ with HPLC chromatogram] FLAVONOID / Flavone MW : 254.25 [4143-64-0] C <sub>15</sub> H <sub>10</sub> O <sub>4</sub>	P260 - P280 - P305+P351+P338 - P337+P313 H315 - H319 - H335 	20 mg # 1204
		<b>3,6-Dihydroxyflavone</b> Assay (HPLC) ≥95% [ with HPLC chromatogram] FLAVONOID / Flavonol MW : 254.24 [108238-41-1] C <sub>15</sub> H <sub>10</sub> O <sub>4</sub>	P260 - P262	10 mg # 1345
		<b>3,7-Dihydroxyflavone</b> <i>see 7-Hydroxyflavonol [1258]</i>		
		<b>4',7-Dihydroxyflavone</b> Assay (HPLC) ≥95% [ with HPLC chromatogram] FLAVONOID / Flavone MW : 254.25 [2196-14-7] C <sub>15</sub> H <sub>10</sub> O <sub>4</sub>	P260 - P262	20 mg # 1259
		<b>5,7-Dihydroxyflavone</b> <i>see Chrysin [1362 S]</i>		
		<b>6,7-Dihydroxyflavone</b> Assay (HPLC) ≥95% [ with HPLC chromatogram] FLAVONOID / Flavone MW : 254.25 [38183-04-9] C <sub>15</sub> H <sub>10</sub> O <sub>4</sub>	P260 - P262	10 mg # 1012

	<p><b>7,8-Dihydroxyflavone</b>            Assay (HPLC) ≥95% [ with HPLC chromatogram]            FLAVONOID / Flavone            MW : 254.25            [38183-03-8]            C<sub>15</sub>H<sub>10</sub>O<sub>4</sub></p>	10 mg	# 1013
	<p><b>1,7-Dihydroxyginkgolide A</b>  <i>see Ginkgolide C [3730 S]</i></p>		
	<p><b>4',7-Dihydroxy-8-C-glucosylisoflavone</b>  <i>see Puerarin [1233 S]</i></p>		
	<p><b>1,8-Dihydroxy-3-(hydroxymethyl)anthraquinone</b>  <i>see Aloe-emodin [0450 S]</i></p>		
	<p><b>4',7-Dihydroxyisoflavan</b>  <i>see (+/-)-Equol [1268]</i></p>		
	<p><b>4',7-Dihydroxyisoflavone</b>  <i>see Daidzein [1048]</i></p>		
	<p><b>2,3-Dihydroxy-4-methoxybenzoic acid</b>            ORGANICS / Benzoic acid deriv.            MW : 184.15            [3934-81-4]            C<sub>8</sub>H<sub>8</sub>O<sub>5</sub></p>	100 mg	# 6053
	<p><b>3,4-Dihydroxy-5-methoxybenzoic acid</b>  <i>see 3-O-Methylgallic acid [6055]</i></p>		
	<p><b>3,5-Dihydroxy-4-methoxybenzoic acid</b>  <i>see 4-O-Methylgallic acid [6486]</i></p>		
	<p><b>2',6'-Dihydroxy-4-methoxychalcone-4'-O-neohesperidoside</b>            Assay (HPLC) ≥95% [ with HPLC chromatogram]            POLYPHENOL / Chalcone            MW : 594.57            C<sub>28</sub>H<sub>34</sub>O<sub>14</sub></p>	5 mg	# 1286
	<p><b>7,8-Dihydroxy-6-methoxycoumarin</b>  <i>see Fraxetin [0532]</i></p>		
	<p><b>5,7-Dihydroxy-4'-methoxyflavanone</b>  <i>see Isosakuranetin [1122 S]</i></p>		
	<p><b>4',5-Dihydroxy-7-methoxyflavanone</b>  <i>see Sakuranetin [1247 S]</i></p>		
	<p><b>4',5-Dihydroxy-7-methoxyflavone</b>  <i>see Genkwanin [1147]</i></p>		
	<p><b>5,6-Dihydroxy-7-methoxyflavone</b>  <i>see Baicalein-7-methylether [1250]</i></p>		

	5,7-Dihydroxy-4'-methoxyflavone <i>see Acacetin (1101 S)</i>		
	5,7-Dihydroxy-8-methoxyflavone <i>see Wogonin (1304 S)</i>		
	4',5-Dihydroxy-7-methoxyisoflavone <i>see Prunetin (1051)</i>		
	4',7-Dihydroxy-6-methoxyisoflavone <i>see Glycitein (1317)</i>		
	5,7-Dihydroxy-4'-methoxyisoflavone <i>see Biochanin A (1349 S)</i>		
	1,8-Dihydroxy-3-methoxy-6-methylanthraquinone <i>see Physcion (0454 S)</i>		
	3,5-Dihydroxy-4'-methoxystilbene-3-O-beta-D-glucoside <i>see Deoxyrhapontin (8827)</i>		
	1,8-Dihydroxy-3-methylanthraquinone <i>see Chrysophanol (0452 S)</i>		
	<b>3,5-Dihydroxy-4-methylbenzoic acid</b> Assay (HPLC) ≥90% [ with HPLC chromatogram] ORGANICS / Benzoic acid deriv. MW : 168.15 [28026-96-2] C <sub>8</sub> H <sub>8</sub> O <sub>4</sub>	1 g # 6231	P260 - P280 - P305+P351+P338 - P337+P313 H315 - H319 - H335 
	<b>5,7-Dihydroxy-4-methylcoumarin</b> Assay (HPLC) ≥90% [ with HPLC chromatogram] COUMARIN / Methylcoumarin MW : 192.17 [2107-76-8] C <sub>10</sub> H <sub>8</sub> O <sub>4</sub>	100 mg # 0511	P280 - P305+P351+P338 - P337+P313 - P260 H319 - H315 - H335 
	<b>6,7-Dihydroxy-4-methylcoumarin</b> Assay (HPLC) ≥95% [ with HPLC chromatogram] = 4-Methylesculetin COUMARIN / Methylcoumarin MW : 192.17 [529-84-0] C <sub>10</sub> H <sub>8</sub> O <sub>4</sub>	1 g # 0512	P280 - P305+P351+P338 - P337+P313 - P260 H315 - H319 - H335 
	7,8-Dihydroxy-4-methylcoumarin <i>see 4-Methyldaphnetin (0522)</i>		
	3,23-Dihydroxyolean-12-en-28-oic acid <i>see Hederagenin (0035 S)</i>		
	3beta,16alpha-Dihydroxyolean-12-en-28-oic acid <i>see Echinocystic acid (0033 S)</i>		



2,5-Dihydroxyphenylacetic acid  
see *Homogentisic acid (6059)*



3,4-Dihydroxyphenylacetic acid  
= DOPAC  
ORGANICS / Phenylacetic acid deriv.  
MW : 168.15  
[102-32-9]  
C<sub>8</sub>H<sub>8</sub>O<sub>4</sub>

1 g # 2073

P260 - P280 - P305+P351+P338 - P337+P313  
H315 - H319 - H335

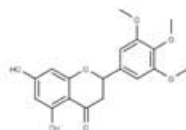


6,7-Dihydroxy-4-phenylcoumarin  
see *Nordalbergin (0591)*

2-{3,4-Dihydroxyphenyl}ethanol  
see *Hydroxytyrosol (4999 S)*

3-{3,4-Dihydroxyphenyl}propanoic acid  
see *Dihydrocaffeic acid (6036)*

3',5'-Dihydroxy-3,4',6,7-tetramethoxyflavone  
see *Casticin (1336 S)*

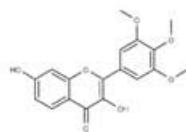


5,7-Dihydroxy-3',4',5'-trimethoxyflavanone  
Assay (HPLC) ≥90% [ with HPLC chromatogram]  
FLAVONOID / Flavanone  
MW : 346.34  
[62252-10-2]  
C<sub>18</sub>H<sub>18</sub>O<sub>7</sub>

10 mg # 1039

P260 - P262

3',5'-Dihydroxy-4',6,7-trimethoxyflavone  
see *Eupatorin (1014)*



3,7-Dihydroxy-3',4',5'-trimethoxyflavone  
Assay (HPLC) ≥95% [ with HPLC chromatogram]  
= Robinetin trimethylether  
FLAVONOID / Flavonol  
MW : 344.33  
[132594-09-3]  
C<sub>18</sub>H<sub>16</sub>O<sub>7</sub>

5 mg # 1293

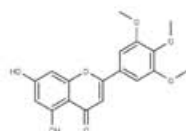
P260 - P280 - P305+P351+P338 - P337+P313  
H315 - H319 - H335



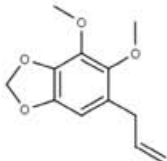

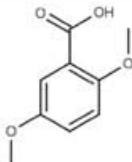

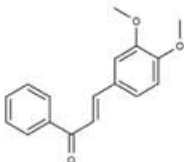
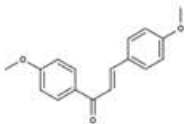
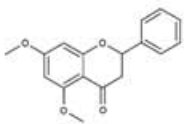
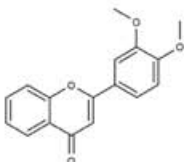
5,7-Dihydroxy-3',4',5'-trimethoxyflavone  
Assay (HPLC) ≥99% [ with HPLC chromatogram]  
= Tricetin trimethylether  
FLAVONOID / Flavone  
MW : 344.33  
[18103-42-9]  
C<sub>18</sub>H<sub>16</sub>O<sub>7</sub>

5 mg # 1106 S

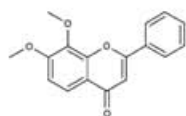
P260 - P262



2,5-Dihydroxy-3-undecyl-1,4-benzoquinone  
see *Embelin (6629)*

	<p><b>Dillapiole</b>            Assay (GC) ≥99% [with GC chromatogram]  <b>QUINONE</b>            MW : 222.24            [484-31-1]            C<sub>12</sub>H<sub>14</sub>O<sub>4</sub></p>	<p>100 mg # 5423 S</p>
	<p>Store at +2/8 °C            P260 - P280            H302</p>	
	<p><b>3,4-Dimethoxyacetophenone</b>  <i>see Acetoveratrone [4941]</i></p>	
	<p><b>2,5-Dimethoxybenzoic acid</b>            Assay (HPLC) ≥95% [with HPLC chromatogram]  <b>ORGANICS / Benzoic acid deriv.</b>            MW : 182.18            [2785-98-0]            C<sub>9</sub>H<sub>10</sub>O<sub>4</sub></p>	<p>1 g # 6065</p>
	<p>Store at +2/8 °C            P260 - P280 - P305+P351+P338 - P337+P313            H315 - H319 - H335</p>	
	<p><b>3,4-Dimethoxybenzoic acid</b>  <i>see Veratric acid [6067]</i></p>	
	<p><b>3,4-Dimethoxychalcone</b>            Assay (HPLC) ≥95% [with HPLC chromatogram]  <b>POLYPHENOL / Chalcone</b>            MW : 268.32            [5416-71-7]            C<sub>17</sub>H<sub>16</sub>O<sub>3</sub></p>	<p>100 mg # 1294</p>
	<p>P260 - P262</p>	
	<p><b>4,4'-Dimethoxychalcone</b>            Assay (HPLC) ≥95% [with HPLC chromatogram]  <b>POLYPHENOL / Chalcone</b>            MW : 268.32            [2373-89-9]            C<sub>17</sub>H<sub>16</sub>O<sub>3</sub></p>	<p>100 mg # 1295</p>
	<p>P260 - P262</p>	
	<p><b>3,4-Dimethoxycinnamic acid</b>  <i>see Dimethylcaffeic acid [6411]</i></p>	
	<p><b>5,7-Dimethoxycoumarin</b>  <i>see Citropten [0581 S]</i></p>	
	<p><b>5,7-Dimethoxyflavanone</b>            Assay (HPLC) ≥95% [with HPLC chromatogram]            = Pinocembrin dimethylether  <b>FLAVONOID / Flavanone</b>            MW : 284.32            [36052-66-1]            C<sub>17</sub>H<sub>16</sub>O<sub>4</sub></p>	<p>5 mg # 1296</p>
	<p>P260 - P262</p>	
	<p><b>3',4'-Dimethoxyflavone</b>            Assay (HPLC) ≥95% [with HPLC chromatogram]  <b>FLAVONOID / Flavone</b>            MW : 282.3            [4143-62-8]            C<sub>17</sub>H<sub>14</sub>O<sub>4</sub></p>	<p>5 mg # 1297</p>
	<p>P260 - P262</p>	

**5,7-Dimethoxyflavone**  
see *Chrysin dimethylether (1010)*



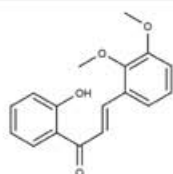
**7,8-Dimethoxyflavone**  
Assay (HPLC) ≥95% [ with HPLC chromatogram]  
FLAVONOID / Flavone  
MW : 282.3  
[65548-54-1]  
C<sub>17</sub>H<sub>14</sub>O<sub>4</sub>

P260 - P262

10 mg # 1175

**3,5-Dimethoxy-4-hydroxyacetophenone**  
see *Acetosyringon (6001)*

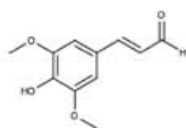
**3,5-Dimethoxy-4-hydroxybenzaldehyde**  
see *Syringaldehyde (6105)*



**2,3-Dimethoxy-2'-hydroxychalcone**  
Assay (HPLC) ≥95% [ with HPLC chromatogram]  
POLYPHENOL / Chalcone  
MW : 284.32  
C<sub>17</sub>H<sub>16</sub>O<sub>4</sub>

P260 - P262

100 mg # 1263



**trans-3,5-Dimethoxy-4-hydroxycinnamaldehyde**  
Assay (GC) ≥95% [with GC chromatogram]  
= Sinapinaldehyde  
ORGANICS / Cinnamic acid deriv.  
MW : 208.22  
[4206-58-0]  
C<sub>11</sub>H<sub>12</sub>O<sub>4</sub>

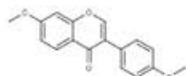
Store at +2/8 °C  
P260 - P280 - P305+P351+P338 - P337+P313  
H315 - H319 - H335



100 mg # 4959

**3,5-Dimethoxy-4-hydroxycinnamic acid**  
see *Sinapic acid (6173)*

**4',7-Dimethoxy-5-hydroxyisoflavone**  
see *Genistein-4',7-dimethylether (1298)*



**4',7-Dimethoxyisoflavone**  
Assay (HPLC) ≥90% [ with HPLC chromatogram]  
FLAVONOID / Isoflavone  
MW : 282.3  
[1157-39-7]  
C<sub>17</sub>H<sub>14</sub>O<sub>4</sub>

P260 - P262

10 mg # 1299

**4,7-Dimethoxy-5-[2-propenyl]-1,3-benzodioxole**  
see *Apiole (5390 S)*

**4,9-Dimethoxypsoralen**  
see *Isopimpinellin (0536 S)*

**3-[Dimethylaminomethyl]indole**  
see *Gramine (0637)*

**Supplied by:**



Greyhound Chromatography and Allied Chemicals  
6 Kelvin Park, Birkenhead, Merseyside CH41 1LT  
United Kingdom

Tel: +44 (0) 151 649 4000  
Fax: +44 (0) 151 649 4001  
Email: [sales@greyhoundchrom.com](mailto:sales@greyhoundchrom.com)  
Web: [www.greyhoundchrom.com](http://www.greyhoundchrom.com)

Scan me to visit  
[greyhoundchrom.com](http://greyhoundchrom.com)



Follow us:



Twitter: [@greychrom](https://twitter.com/greychrom)  
Facebook: [www.facebook.com/GreyhoundChromatography](https://www.facebook.com/GreyhoundChromatography)  
Google+: [www.google.com/+Greyhoundchrom](https://www.google.com/+Greyhoundchrom)  
YouTube: [www.youtube.com/GreyhoundChrom](https://www.youtube.com/GreyhoundChrom)  
LinkedIn: [www.linkedin.com/company/greyhound-chromatography](https://www.linkedin.com/company/greyhound-chromatography)