
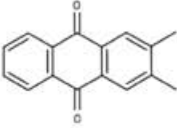

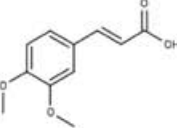

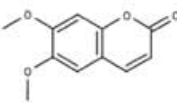

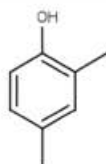
	<p>1,4-Dimethylantraquinone Assay (HPLC) ≥90% [with HPLC chromatogram] QUINONE / Anthraquinone MW : 236.28 [1519-36-4] C₁₆H₁₂O₂</p>	<p>100 mg # 0486</p>
		<p>P260 - P280 - P305+P351+P338 - P337+P313 H315 - H319 - H335</p>
		
	<p>2,3-Dimethylantraquinone Assay (HPLC) ≥95% [with HPLC chromatogram] QUINONE / Anthraquinone MW : 236.28 [6531-35-7] C₁₆H₁₂O₂</p>	<p>100 mg # 0482</p>
		<p>P260 - P280 - P305+P351+P338 - P337+P313 H315 - H319 - H335</p>
		
	<p>N,N'-Dimethyl-9,9'-biacridinium nitrate <i>see Lucigenin (8751)</i></p>	
	<p>Dimethylcaffeic acid = 3,4-Dimethoxycinnamic acid ORGANICS / Cinnamic acid deriv. MW : 208.22 [2316-26-9] C₁₁H₁₂O₄</p>	<p>1 g # 6411</p>
		<p>P260 - P280 - P305+P351+P338 - P337+P313 H315 - H319 - H335</p>
		
	<p>6,7-Dimethylesculetin Assay (HPLC) ≥ 99% [with HPLC chromatogram] = Scoparone ; Esculetin dimethylether COUMARIN MW : 206.2 [120-08-1] C₁₁H₁₀O₄</p>	<p>25 mg # 0586 S</p>
		<p>P260 - P280 - P309+P311 H301</p>
		
	<p>[E]-alpha-2,5-Dimethyl-3-furylethylidene(isopropylidene)succinic anhydride <i>see [E]-Aberchrome 540 (8200)</i></p>	
	<p>[Z]-alpha-2,5-Dimethyl-3-furylethylidene(isopropylidene)succinic anhydride <i>see [Z]-Aberchrome 540 (8201)</i></p>	
	<p>1,4-Dimethyl-7-isopropylazulene <i>see Guaiazulene (5025)</i></p>	
	<p>3,7-Dimethyl-2,6-octadienal <i>see Citral (5016)</i></p>	
	<p>3,7-Dimethyl-2,6-octadien-1-ol acetate <i>see Geranyl acetate (5024 S)</i></p>	
	<p>3,7-Dimethyl-1,6-octadien-3-yl acetate <i>see Linalyl acetate (5004 S)</i></p>	
	<p>3,7-Dimethyl-6-octenal <i>see (-)-Citronellal (5017 S)</i></p>	


2,4-Dimethylphenol

1 g # 6219 S

Assay [GC] ≥97% [with GC chromatogram]

= 2,4-Xylenol

ORGANICS / Phenol

MW : 122.17

[105-67-9]

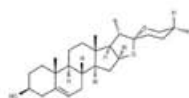
 C₈H₁₀O

Store at +2/8 °C

P280 - P273 - P302+P352 - P305+P351+P338 -

P260 - P309+P311

H314 - H301 - H311 - H411


Diosgenin

100 mg # 3519

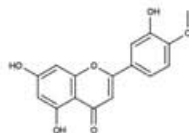
Assay [HPLC] ≥95% [with HPLC chromatogram]

STEROID

P260 - P262

MW : 414.64

[512-04-9]

 C₂₇H₄₂O₃

Diosmetin

25 mg # 1108 S

Assay [HPLC] ≥99% [with HPLC chromatogram]

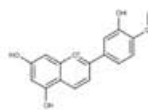
= 3',5,7-Trihydroxy-4'-methoxyflavone

FLAVONOID / Flavone

P260 - P262

MW : 300.28

[520-34-3]

 C₁₆H₁₂O₆

Diosmetinidin chloride

10 mg # 0922 S

Assay [HPLC] ≥97% [with HPLC chromatogram]

= 3',5,7-Trihydroxy-4'-methoxyflavylium chloride

ANTHOCYANID / Diosmetidin

Store away from light and moisture.

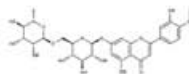
MW : 320.71

[64670-94-6]

 C₁₆H₁₃O₅Cl

Store at <15 °C

P260 - P262

Diosmetin-7-O-neohesperidoside
see Neodiosmin [1249]
Diosmetin-7-O-rutinoside
see Diosmin [1109 S]

Diosmin

25 mg # 1109 S

Assay [HPLC] ≥99% [with HPLC chromatogram]

= Barosmin ; Diosmetin-7-O-rutinoside


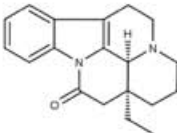
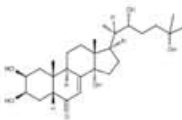
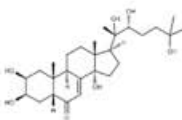
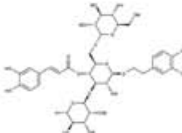
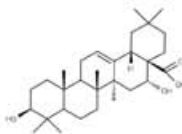
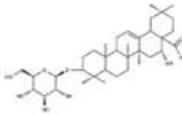
FLAVONOID / Flavone

P260 - P262

MW : 608.56

[520-27-4]

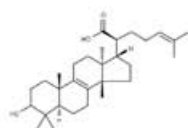
 C₂₈H₃₂O₁₅
Docosanoic acid
see Behenic acid [3009]
Dodecanoic acid
see Lauric acid [3036]
DOPAC
see 3,4-Dihydroxyphenylacetic acid [2073]

	<p>Dulcitol = Galactitol OLIGOSACCHARIDE MW : 182.18 [608-66-2] C₆H₁₄O₆</p>	<p>1 g # 4108 P260 - P262</p>
	<p>(-)-Eburnamonine Assay (HPLC) ≥95% [with HPLC chromatogram] = Vinburnine ; Vincamone ALKALOID / Indole MW : 294.4 [4880-88-0] C₁₉H₂₂N₂O</p>	<p>10 mg # 1567 P260 - P262</p>
	<p>alpha-Ecdysone Assay (HPLC) ≥90% [with HPLC chromatogram] STEROID MW : 464.65 [3604-87-3] C₂₇H₄₄O₆</p>	<p>1 mg # 3576 Store at +2/8 °C P260 - P262</p>
	<p>beta-Ecdysone Assay (HPLC) ≥95% [with HPLC chromatogram] = Ecdysterone STEROID MW : 480.65 [5289-74-7] C₂₇H₄₄O₇</p>	<p>10 mg # 3566 Store at +2/8 °C P260 - P262</p>
<p>Ecdysterone <i>see beta-Ecdysone (3566)</i></p>		
	<p>Echinacoside Assay (HPLC) ≥99% [with HPLC chromatogram] ORGANICS / Cinnamic acid deriv. MW : 786.74 [82854-37-3] C₃₅H₄₆O₂₀</p>	<p>10 mg # 4988 S P260 - P262</p>
	<p>Echinocystic acid Assay (HPLC) ≥99% [with HPLC chromatogram] = 3beta,16alpha-Dihydroxyolean-12-en-28-oic acid TRITERPENE / Oleanane MW : 472.71 [510-30-5] C₃₀H₄₈O₄</p>	<p>10 mg # 0033 S P260 - P262</p>
	<p>Echinocystic acid-3-O-glucoside Assay (HPLC) ≥98.5% [with HPLC chromatogram] TRITERPENE / Oleanane MW : 634.85 [78285-90-2] C₃₆H₅₈O₉</p>	<p>10 mg # 0110 S P260 - P262</p>
<p>Eicosanoic acid <i>see Arachidic acid (3377)</i></p>		

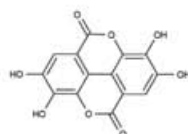
Elatericin A
see *Cucurbitacin D (0023 S)*

alpha-Elaterin
see *Cucurbitacin E (0020 S)*

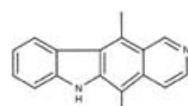
Elaterin B
see *Cucurbitacin I (0021 S)*



Elemolic acid 5 mg # 2309
Assay (HPLC) ≥90% [with HPLC chromatogram]
TRITERPENE / Lanostane P260 - P262
MW : 456.71
C₃₀H₄₈O₃



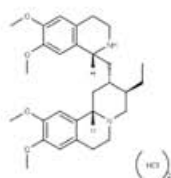
Ellagic acid 100 mg # 6075
Assay (HPLC) ≥90% [with HPLC chromatogram]
= 4,4',5,5',6,6'-Hexahydroxydiphenic acid ; Benzoic acid
POLYPHENOL P260 - P280 - P305+P351+P338 - P337+P313
MW : 302.2 H315 - H319 - H335
[476-66-4]
C₁₄H₆O₈



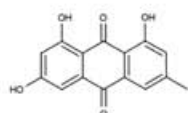
Ellipticine 10 mg # 1597
ALKALOID / Isoquinoline P260 - P280 - P309+P311
MW : 246.31 H301
[519-23-3]
C₁₇H₁₄N₂



Embelin 100 mg # 6629
= 2,5-Dihydroxy-3-undecyl-1,4-benzoquinone
QUINONE P260 - P280
MW : 294.4 H302
[550-24-3]
C₁₇H₂₆O₄



Emetine dihydrochloride 100 mg # 0617
Assay (HPLC) ≥95% [with HPLC chromatogram]
ALKALOID / Quinolizidine P260 - P280 - P284 - P309+P311 -
P305+P351+P338 - P337+P313
MW : 553.57 H300 - H335 - H315 - H319
[316-42-7]
C₂₉H₄₀N₂O₄·2HCl



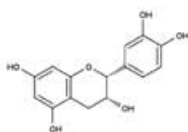
Emodin 10 mg # 0453 S
Assay (HPLC) ≥99% [with HPLC chromatogram]
= 4,5,7-Trihydroxy-2-methylanthraquinone
QUINONE / Anthraquinone P280 - P305+P351+P338 - P337+P313 - P260
MW : 270.25 H315 - H319 - H335
[518-82-1]
C₁₅H₁₀O₅



Emodin-6-O-apioside
see *Frangulin B* (0436)

Empetrin chloride
see *Delphinidin-3-O-galactoside chloride* (0905)

Enoxolone
see *18-beta-Glycyrrhetic acid* (0043 S)



(-)-Epicatechin
Assay (HPLC) ≥ 99% [with HPLC chromatogram]
= (-)-3,3',4',5,7-Pentahydroxyflavan
CATECHIN & TANNIN / Catechin
MW : 290.28
[490-46-0]
C₁₅H₁₄O₆

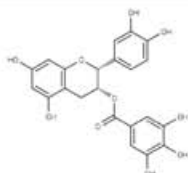
10 mg # 0977 S
Store away from light.
Store at +2/8 °C
P280 - P305+P351+P338 - P337+P313 - P260
H315 - H319 - H335



Epicatechin[2-beta->7;4-beta->8]-epicatechin
see *Procyanidin A2* (0985 S)

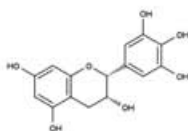
Epicatechin[4beta->8]catechin
see *Procyanidin B1* (0983)

Epicatechin[4beta->8]epicatechin
see *Procyanidin B2* (0984)



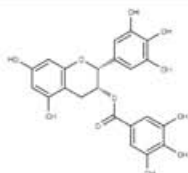
(-)-Epicatechin gallate
Assay (HPLC) ≥ 97.5% [with HPLC chromatogram]
CATECHIN & TANNIN / Catechin
MW : 442.37
[1257-08-5]
C₂₂H₁₈O₁₀

20 mg # 0978 S
Store away from light.
Store at +2/8 °C
P260 - P262



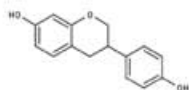
(-)-Epigallocatechin
Assay (HPLC) ≥ 98% [with HPLC chromatogram]
= (-)-3,3',4',5,5',7-Hexahydroxyflavan
CATECHIN & TANNIN / Catechin
MW : 306.28
[970-74-1]
C₁₅H₁₄O₇

20 mg # 0979 S
Store away from light.
Store at +2/8 °C
P260 - P262



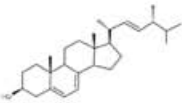
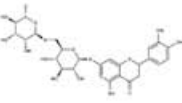
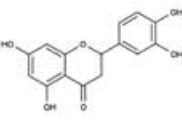
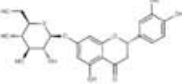
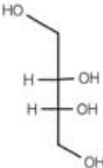
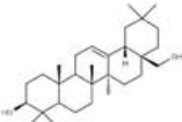
(-)-Epigallocatechin gallate
Assay (HPLC) ≥ 98% [with HPLC chromatogram]
CATECHIN & TANNIN / Catechin
MW : 458.37
[989-51-5]
C₂₂H₁₈O₁₁



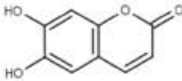

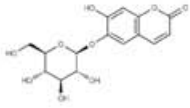
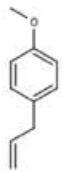

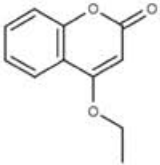
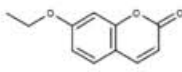
20 mg # 0981 S
Store away from light.
Store at +2/8 °C
P260 - P262



(+/-)-Equol
Assay (HPLC) ≥ 95% [with HPLC chromatogram]
= 4',7-Isolavandiol ; 4',7-Dihydroxyisoflavan
FLAVONOID / Isoflavane
MW : 242.28
[66036-38-2]
C₁₅H₁₄O₃

5 mg # 1268
Store away from light.
P260 - P262

	Ergosterol PHYTOSTEROL MW : 396.66 [57-87-4] C ₂₈ H ₄₄ O	Store at +2/8 °C P260 - P262 - P273 H413	100 mg # 3522
	Eriocitrin Assay (HPLC) ≥98% [with HPLC chromatogram] = Eriodictyol-7-O-rutinoside FLAVONOID / Flavanone MW : 596.55 [13463-28-0] C ₂₇ H ₃₂ O ₁₅	Store in the desiccator P260 - P262	10 mg # 1110 S
	Eriodictyol Assay (HPLC) ≥99% [with HPLC chromatogram] = 3',4',5,7-Tetrahydroxyflavanone FLAVONOID / Flavanone MW : 288.27 [4049-38-1] C ₁₅ H ₁₂ O ₆	P260 - P262	10 mg # 1111 S
Eriodictyolchalcone <i>see 2',4',6',3,4-Pentahydroxychalcone (1282 S)</i>			
	Eriodictyol-7-O-glucoside Assay (HPLC) ≥99% [with HPLC chromatogram] = Pyracanthoside FLAVONOID / Flavanone MW : 450.4 [38965-51-4] C ₂₁ H ₂₂ O ₁₁	P260 - P262	10 mg # 1112 S
Eriodictyol-7-O-neohesperidoside <i>see Neoeriodictin (1131 S)</i>			
Eriodictyol-7-O-rutinoside <i>see Eriocitrin (1110 S)</i>			
Eriodictyonone <i>see (-)-Homoeriodictyol (1283 S)</i>			
	meso-Erythritol OLIGOSACCHARIDE MW : 122.12 [149-32-6] C ₄ H ₁₀ O ₄	P260 - P262	1 g # 4100
	Erythrodiol Assay (HPLC) ≥97% [with HPLC chromatogram] = Homoolestranol ; 12-Oleanene-3,28-diol TRITERPENE / Oleanane MW : 442.73 [545-48-2] C ₃₀ H ₅₀ O ₂	Store in the desiccator P260 - P262	10 mg # 0040 S

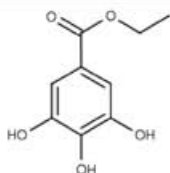
	<p>Escin mixture of saponins of the seed of <i>Aesculus hippocastanum</i> ; mixture is composed of three main fractions: beta-Escin major (beta-Escin: mixture of 32 saponins), alpha-Escin and Cryptoescin TRITERPENE / Saponins</p>	10 g # 0115	<p>P260 - P280 - P305+P351+P338 - P337+P313 - P273 H302 - H332 - H319 - H335 - H411</p> <p> </p>
	<p>Esculetin Assay (HPLC) ≥98% [with HPLC chromatogram] = 6,7-Dihydroxycoumarin COUMARIN MW : 178.15 [305-01-1] C₉H₆O₄</p>	1 g # 0502	<p>P280 - P305+P351+P338 - P337+P313 - P260 H315 - H319 - H335</p> <p></p>
	<p>Esculetin dimethylether <i>see 6,7-Dimethylesculetin (0586 S)</i></p>		
	<p>Esculetin-6-O-glucoside <i>see Esculin (0501)</i></p>		
	<p>Esculin Assay (HPLC) ≥95% [with HPLC chromatogram] = Esculetin-6-O-glucoside COUMARIN MW : 340.29 [531-75-9] C₁₅H₁₆O₉</p>	1 g # 0501	<p>P260 - P262</p>
	<p>Estragole Assay (GC) ≥97% [with GC chromatogram] = p-Allylanisole MONOTERPENE MW : 148.21 [140-67-0] C₁₀H₁₂O</p>	100 mg # 5125 S	<p>Store at +2/8 °C P260 - P262 - P280 H302 - H315</p> <p></p>
	<p>4-Ethoxycoumarin COUMARIN MW : 190.2 [35817-27-7] C₁₁H₁₀O₃</p>	100 mg # 0548	<p>P260 - P262</p>
	<p>7-Ethoxycoumarin Assay (HPLC) ≥95% [with HPLC chromatogram] COUMARIN MW : 190.2 [31005-02-4] C₁₁H₁₀O₃</p>	100 mg # 0515	<p>P260 - P262</p>
	<p>3-Ethoxy-4-hydroxybenzaldehyde <i>see Ethylvanillin (4829 S)</i></p>		

4-Ethoxyphenol
see Hydroquinone monoethylether (0422)

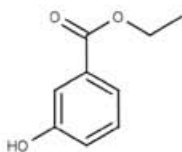
Ethylbenzoate
see Benzoic acid ethylester (6005 S)

Ethylcinnamate
see Cinnamic acid ethylester (6207 S)

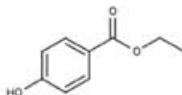
7-Ethyl-1,4-dimethylazulen
see Chamazulen (5347)



Ethylgallate 1 g # 6446
 Assay (HPLC) ≥90% [with HPLC chromatogram]
 = Gallic acid ethylester
 ORGANICS / Gallic acid deriv. P260 - P262
 MW : 198.18
 [831-61-8]
 C₉H₁₀O₅



Ethyl-3-hydroxybenzoate 1 g # 6451 S
 Assay (HPLC) ≥99% [with HPLC chromatogram]
 = 3-Hydroxybenzoic acid ethylester
 ORGANICS / Benzoic acid deriv. P260 - P280 - P305+P351+P338 - P337+P313
 MW : 166.18 H315 - H319 - H335 - H302
 [7781-98-8]
 C₉H₁₀O₃



Ethyl-4-hydroxybenzoate 1 g # 6452 S
 Assay (HPLC) ≥99% [with HPLC chromatogram]
 = 4-Hydroxybenzoic acid ethylester ; Ethylparaben
 ORGANICS / Benzoic acid deriv. Store at +2/8 °C
 MW : 166.18 P260 - P280 - P305+P351+P338 - P337+P313
 [120-47-8] H315 - H319 - H335
 C₉H₁₀O₃

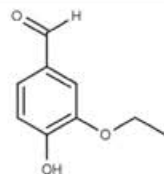


24-Ethylidencholest-5-ene-3-beta-ol
see Fucosterol (3577)

Ethylparaben
see Ethyl-4-hydroxybenzoate (6452 S)



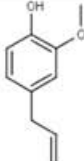

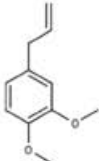

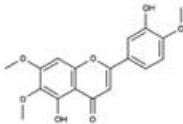

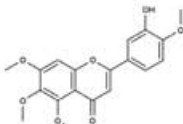

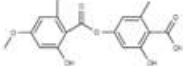
Ethylphenylacetate
see Phenylacetic acid ethylester (2112 S)

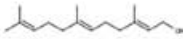
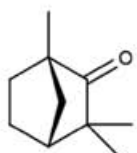
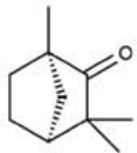
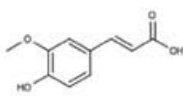
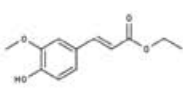
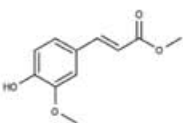
Ethylsalicylate
see Salicylic acid ethylester (6016 S)

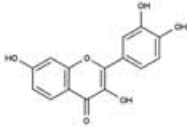
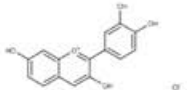
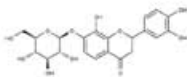
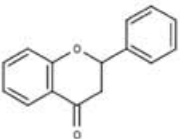
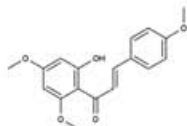
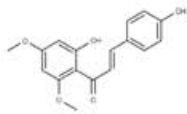
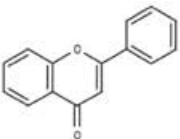


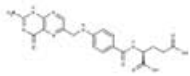
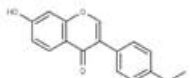
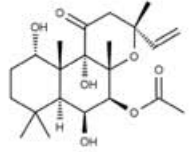


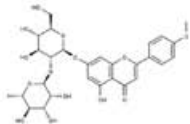
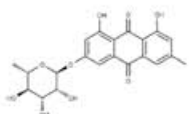
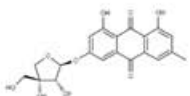
Ethylvanillin 1 g # 4829 S
 Assay (GC) ≥99% [with GC chromatogram]
 = 3-Ethoxy-4-hydroxybenzaldehyde
 ORGANICS / Benzoic acid deriv. P260 - P280 - P305+P351+P338 - P337+P313
 MW : 166.18 H302 - H315 - H319 - H335
 [121-32-4]
 C₉H₁₀O₃

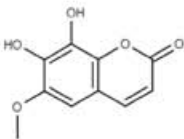

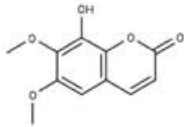
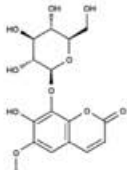
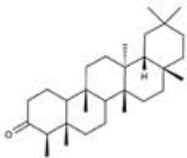
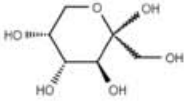
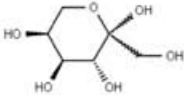



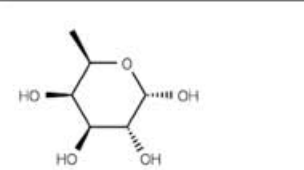
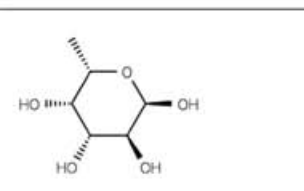
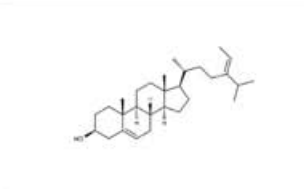
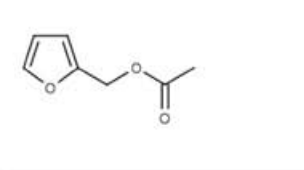
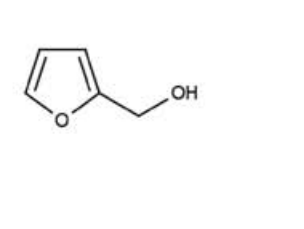

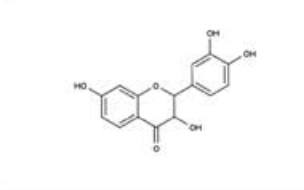
	<p>Eucalyptol Assay (GC) ≥98% (with GC chromatogram) = Cajeputol ; 1,8-Cineole MONOTERPENE MW : 154.25 [470-82-6] C₁₀H₁₈O</p>	<p>100 mg # 5009 S</p>
	<p>Store at +2/8 °C P210 - P260 - P262 H226</p>	
	<p>Eugenol Assay (GC) ≥ 99% (with GC chromatogram) ORGANICS / Phenol MW : 164.21 [97-53-0] C₁₀H₁₂O₂</p>	<p>1 g # 6178 S</p>
	<p>Store at <15 °C P260 - P284 - P309+P311 - P280 - P305+P351+P338 - P262 H302 - H315 - H319 - H335 - H334 - H317</p>	
	<p>Eugenol methylether Assay (GC) ≥ 98% (with GC chromatogram) = Methyleugenol ORGANICS / Phenol MW : 178.23 [93-15-2] C₁₁H₁₄O₂</p>	<p>100 mg # 5180 S</p>
	<p>Store at +2/8 °C P260 - P280 - P305+P351+P338 - P337+P313 H302 - H351 - H315 - H319 - H335</p>	
<p>Eugenylbenzoate <i>see Benzoic acid eugenylester [5458 S]</i></p>		
<p>Eupafolin <i>see 6-Methoxyluteolin [1084]</i></p>		
	<p>Eupatorin Assay (HPLC) ≥95% [with HPLC chromatogram] = 3',5-Dihydroxy-4',6,7-trimethoxyflavone FLAVONOID / Flavone MW : 344.33 [855-96-9] C₁₈H₁₆O₇</p>	<p>10 mg # 1014</p>
	<p>P280 - P305+P351+P338 - P337+P313 - P260 H315 - H319 - H335</p>	
	<p>Eupatorin-5-methylether Assay (HPLC) ≥90% [with HPLC chromatogram] = 3'-Hydroxy-4',5,6,7-tetramethoxyflavone FLAVONOID / Flavone MW : 358.35 [21764-09-0] C₁₉H₁₈O₇</p>	<p>10 mg # 1015</p>
	<p>P280 - P305+P351+P338 - P337+P313 - P260 H315 - H319 - H335</p>	
	<p>Evernic acid ORGANICS / Benzoic acid deriv. MW : 332.32 [537-09-7] C₁₇H₁₆O₇</p>	<p>100 mg # 6274</p>
	<p>P260 - P262</p>	

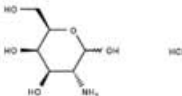
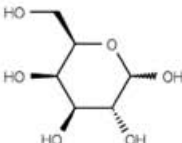
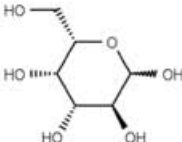
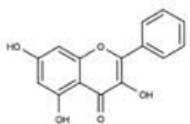
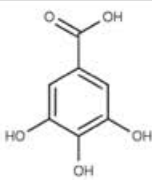
	Fagarasterol <i>see Lupeol (0017 S)</i>		
	Farnesol mixture of isomers Assay (GC) (with GC chromatogram) = 3,7,11-Trimethyl-2,6,10-dodecatrien-1-ol SESQUITERPENE MW : 222.38 [4602-84-0] C ₁₅ H ₂₆ O	100 mg	# 5021
	(+)-Fenchone mixture of isomers Assay (GC) ≥98% (sum of enantiomers) (with GC chromatogram) = (+)-1,3,3-Trimethyl-2-norbornanone MONOTERPENE MW : 152.24 [4695-62-9] C ₁₀ H ₁₆ O	1 g	# 5394 S
	(-)-Fenchone mixture of isomers Assay (GC) ≥96% (sum of enantiomers) (with GC chromatogram) MONOTERPENE MW : 152.24 [7787-20-4] C ₁₀ H ₁₆ O	100 mg	# 5103 S
	Ferulic acid Assay (HPLC) ≥90% (with HPLC chromatogram) = 4-Hydroxy-3-methoxycinnamic acid ORGANICS / Cinnamic acid deriv. MW : 194.19 [537-98-4] C ₁₀ H ₁₀ O ₄	1 g	# 6077
	Ferulic acid ethylester Assay (HPLC) ≥90% (with HPLC chromatogram) = 4-Hydroxy-3-methoxycinnamic acid ethylester ORGANICS / Cinnamic acid deriv. MW : 222.24 [4046-02-0] C ₁₂ H ₁₄ O ₄	1 g	# 6275
	Ferulic acid methylester = 4-Hydroxy-3-methoxycinnamic acid methylester ORGANICS / Cinnamic acid deriv. MW : 208.22 [2309-07-1] C ₁₁ H ₁₂ O ₄	1 g	# 6276
	Ficusin <i>see Psoralen (0553 S)</i>		

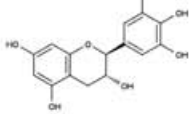


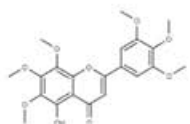


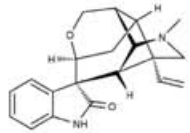



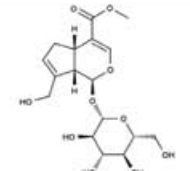
	<p>Fisetin Assay (HPLC) ≥99% [with HPLC chromatogram] = 3,3',4',7-Tetrahydroxyflavone FLAVONOID / Flavonol MW : 286.25 [528-48-3] C₁₅H₁₀O₆</p>	<p>10 mg # 1167 S</p>
	<p>Fisetinidin chloride Assay (HPLC) ≥97% [with HPLC chromatogram] = 3,3',4',7-Tetrahydroxyflavylium chloride ANTHOCYANID / Fistenidin MW : 306.68 [2948-76-7] C₁₅H₁₁O₅Cl</p>	<p>5 mg # 0926 S Store away from light and moisture. Store at <15 °C P260 - P262</p>
	<p>Flavanomarein Assay (HPLC) ≥99% [with HPLC chromatogram] = 3',4',7,8-Tetrahydroxyflavanone-7-O-glucoside ; Isookanin-7-O-glucoside FLAVONOID / Flavanone MW : 450.4 [577-38-8] C₂₁H₂₂O₁₁</p>	<p>10 mg # 0058 S</p>
	<p>Flavanone Assay (HPLC) ≥90% [with HPLC chromatogram] = 2,3-Dihydroflavone FLAVONOID / Flavanone MW : 224.27 [487-26-3] C₁₅H₁₂O₂</p>	<p>1 g # 1038</p>
	<p>Flavokawain A Assay (HPLC) ≥95% [with HPLC chromatogram] = 2'-Hydroxy-4,4',6'-trimethoxychalcone POLYPHENOL / Chalcone MW : 314.34 [3420-72-2] C₁₈H₁₈O₅</p>	<p>10 mg # 1043 P260 - P280 - P305+P351+P338 - P337+P313 H315 - H319 - H335</p>
	<p>Flavokawain C Assay (HPLC) ≥90% [with HPLC chromatogram] = 2',4-Dihydroxy-4',6'-dimethoxychalcone POLYPHENOL / Chalcone MW : 300.32 [56798-34-6] C₁₇H₁₆O₅</p>	<p>5 mg # 1042</p>
	<p>Flavone Assay (HPLC) ≥95% [with HPLC chromatogram] FLAVONOID / Flavone MW : 222.25 [525-82-6] C₁₅H₁₀O₂</p>	<p>1 g # 1016</p>
<p>Flavonol <i>see 3-Hydroxyflavone [1026]</i></p>		

	Flavonol aglycones kit Galangin, Isorhamnetin, Kaempferol, Myricetin, Quercetin dihydrate [20 mg each] Assay (HPLC) [with HPLC chromatogram] FLAVONOID / Flavonol	1 kit # 1330 S P260 - P262
	Folic acid ORGANICS MW : 441.41 [59-30-3] C ₁₉ H ₁₉ N ₇ O ₆	1 g # 0251 Store at +2/8 °C P260 - P262
	Formononetin Assay (HPLC) ≥99% [with HPLC chromatogram] = Biochanin B ; 7-Hydroxy-4'-methoxyisoflavone FLAVONOID / Isoflavone MW : 268.28 [485-72-3] C ₁₆ H ₁₂ O ₄	10 mg # 1248 S P260 - P262
	Formononetin-7-O-glucoside <i>see Ononin [1241 S]</i>	
	Forskolol Assay (HPLC) ≥99% [with HPLC chromatogram] = Colforsin DITERPENE / Labdane MW : 410.51 [66575-29-9] C ₂₂ H ₃₄ O ₇	10 mg # 3733 S P260 - P262 - P280 H312  
	Fortunellin Assay (HPLC) ≥95% [with HPLC chromatogram] = Acacetin-7-O-neohesperidoside FLAVONOID / Flavone MW : 592.56 [20633-93-6] C ₂₈ H ₃₂ O ₁₄	5 mg # 1146 P260 - P262
	Frangulin A Assay (HPLC) ≥95% [with HPLC chromatogram] QUINONE / Anthraquinone MW : 416.38 [521-62-0] C ₂₁ H ₂₀ O ₉	10 mg # 0435 P260 - P262
	Frangulin B Assay (HPLC) ≥95% [with HPLC chromatogram] = Emodin-6-O-apioside QUINONE / Anthraquinone MW : 402.35 [14101-04-3] C ₂₀ H ₁₈ O ₉	10 mg # 0436 P260 - P262

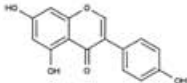
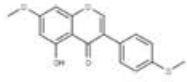
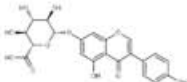
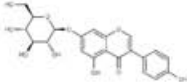
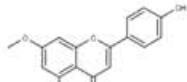

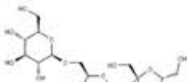
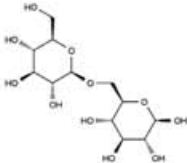
	<p>Fraxetin Assay (HPLC) ≥95% [with HPLC chromatogram] = 7,8-Dihydroxy-6-methoxycoumarin COUMARIN MW : 208.17 [574-84-5] C₁₀H₈O₅</p>	<p>100 mg # 0532</p>	<p>P260 - P262 - P280 - P305+P351+P338 - P337+P313 H302 - H332 - H312 - H315 - H319 - H335</p>
			
<p>Fraxetin-8-O-glucoside <i>see Fraxin (0588 S)</i></p>			
	<p>Fraxidin Assay (HPLC) ≥95% [with HPLC chromatogram] = 8-Hydroxy-6,7-dimethoxycoumarin COUMARIN MW : 222.2 [525-21-3] C₁₁H₁₀O₅</p>	<p>10 mg # 0525</p>	<p>P260 - P262</p>
	<p>Fraxin Assay (HPLC) ≥99% [with HPLC chromatogram] = Fraxetin-8-O-glucoside COUMARIN MW : 370.31 [524-30-1] C₁₆H₁₈O₁₀</p>	<p>10 mg # 0588 S</p>	<p>Store in the desiccator P260 - P262</p>
<p>Friedelan-3-one <i>see Friedelin (0034 S)</i></p>			
	<p>Friedelin Assay (HPLC) ≥99% [with HPLC chromatogram] = Friedelan-3-one TRITERPENE / Friedelane MW : 426.73 [559-74-0] C₃₀H₅₀O</p>	<p>25 mg # 0034 S</p>	<p>P260 - P262</p>
	<p>D-Fructose OLIGOSACCHARIDE MW : 180.17 [57-48-7] C₆H₁₂O₆</p>	<p>1 g # 4104</p>	<p>P260 - P262</p>
	<p>L-Fructose OLIGOSACCHARIDE MW : 180.16 [7776-48-9] C₆H₁₂O₆</p>	<p>100 mg # 4105</p>	<p>P260 - P262</p>
			

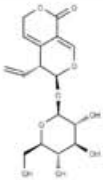
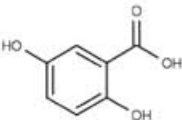
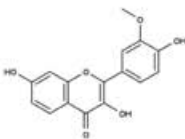
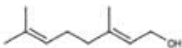
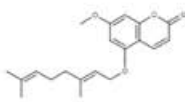
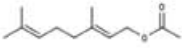
	<p>D-Fucose = 6-Deoxy-D-galactose OLIGOSACCHARIDE MW : 164.17 [3615-37-0] C₆H₁₂O₅</p>	<p>100 mg # 4078 P260 - P262</p>
	<p>L-Fucose = 6-Deoxy-L-galactose OLIGOSACCHARIDE MW : 164.17 [2438-80-4] C₆H₁₂O₅</p>	<p>1 g # 4079 P260 - P262</p>
	<p>Fucosterol Assay (HPLC) ≥90% [with HPLC chromatogram] = 24-Ethylidencholest-5-ene-3-beta-ol PHYTOSTEROL MW : 412.7 [17605-67-3] C₂₉H₄₈O</p>	<p>10 mg # 3577 Store at +2/8 °C P260 - P262</p>
<p>Fumarine <i>see Protopine (1586)</i></p>		
<p>Fumarine hydrochloride <i>see Protopine hydrochloride (1880)</i></p>		
	<p>Furfuryl acetate Assay (GC) ≥90% [with GC chromatogram] ORGANICS MW : 140.14 [623-17-6] C₇H₈O₃</p>	<p>100 mg # 5141 S Store at +2/8 °C P260 - P262</p>
	<p>Furfuryl alcohol Assay (GC) ≥98% [with GC chromatogram] ORGANICS MW : 98.11 [98-00-0] C₅H₆O₂</p>	<p>1 g # 5186 S Store at +2/8 °C P260 - P280 - P284 - P305+P351+P338 - P337+P313 - P309+P311 H301 - H331 - H311 - H319 - H335 - H351 - H373</p> <p></p>
	<p>Fustin Assay (HPLC) ≥99% [with HPLC chromatogram] = 3,3',4',7-Tetrahydroxyflavanone ; Dihydrofisetin FLAVONOID / Flavanone MW : 288.26 [20725-03-5] C₁₅H₁₂O₆</p>	<p>5 mg # 1339 S P260 - P262</p>
<p>Galactitol <i>see Dulcitol (4108)</i></p>		

	<p>Galactomannane carubin type OLIGOSACCHARIDE [11078-30-1]</p>	P260 - P262	1 g	# 4109
	<p>4-O-beta-D-Galactopyranosyl-D-fructose <i>see Lactulose (4167)</i></p>			
	<p>6-O-alpha-D-Galactopyranosyl-D-glucose <i>see D-Melibiose (4187)</i></p>			
	<p>D-Galactosamine hydrochloride = 2-Amino-2-deoxy-D-galactopyranose hydrochloride OLIGOSACCHARIDE MW : 215.63 [1772-03-8] C₆H₁₄NO₅Cl</p>	<p>Store at +2/8 °C P260 - P262</p>	100 mg	# 4342
	<p>D-Galactose = Cerebose OLIGOSACCHARIDE MW : 180.17 [59-23-4] C₆H₁₂O₆</p>	P260 - P262	1 g	# 4117
	<p>L-Galactose OLIGOSACCHARIDE MW : 180.17 [15572-79-9] C₆H₁₂O₆</p>	P260 - P262	1 g	# 4116
	<p>Galangin Assay (HPLC) ≥99% [with HPLC chromatogram] = 3,5,7-Trihydroxyflavone ; Norizalpinin FLAVONOID / Flavonol MW : 270.25 [548-83-4] C₁₅H₁₀O₅</p>	P260 - P262	10 mg	# 1114 S
	<p>Gallic acid Assay (HPLC) ≥99% [with HPLC chromatogram] = 3,4,5-Trihydroxybenzoic acid ORGANICS / Gallic acid deriv. MW : 170.13 [149-91-7] C₇H₆O₅</p>	P260 - P262	10 mg	# 4993 S
	<p>Gallic acid ethylester <i>see Ethylgallate (6446)</i></p>			
	<p>Gallicin <i>see Methylgallate (6081)</i></p>			

	<p>(-) Gallocatechin Assay (HPLC) ≥99% [with HPLC chromatogram] CATECHIN & TANNIN / Catechin MW : 306.27 [3371-27-5] $C_{15}H_{14}O_7$</p>	<p>10 mg # 0973 S Store away from light. Store at +2/8 °C P280 - P305+P351+P338 - P337+P313 - P260 H315 - H319 - H335</p>
		
	<p>Gardenin A Assay (HPLC) ≥90% [with HPLC chromatogram] = 5-Hydroxy-3',4',5',6,7,8-hexamethoxyflavone FLAVONOID / Flavone MW : 418.4 [21187-73-5] $C_{21}H_{22}O_9$</p>	<p>10 mg # 1177 Store away from light. Store at +2/8 °C P260 - P280 - P305+P351+P338 - P337+P313 H302 - H315 - H319 - H335</p>
		
	<p>Gelsemine Assay (HPLC) ≥95% [with HPLC chromatogram] ALKALOID / Indole MW : 322.41 [509-15-9] $C_{20}H_{22}N_2O_2$</p>	<p>10 mg # 0619 P260 - P280 - P284 - P309+P311 H301 - H331</p>
		
	<p>Gelsemine hydrochloride Assay (HPLC) ≥95% [with HPLC chromatogram] ALKALOID / Indole MW : 358.87 [35306-33-3] $C_{20}H_{22}N_2O_2 \cdot HCl$</p>	<p>10 mg # 0636 P260 - P280 - P284 - P309+P311 H301 - H331</p>
		
	<p>Geniposide Assay (HPLC) ≥95% [with HPLC chromatogram] = Geniposidic acid methylester MONOTERPENE / Iridoid MW : 388.37 [24512-63-8] $C_{17}H_{24}O_{10}$</p>	<p>10 mg # 0206 Store in the desiccator P260 - P262</p>

Geniposidic acid methylester
see Geniposide [0206]

	<p>Genistein Assay (HPLC) ≥95% [with HPLC chromatogram] = 4',5,7-Trihydroxyisoflavone FLAVONOID / Isoflavone MW : 270.25 [446-72-0] C₁₅H₁₀O₅</p>	50 mg	# 1097	P260 - P262
	<p>Genistein-4',7-dimethylether Assay (HPLC) ≥95% [with HPLC chromatogram] = 4',7-Dimethoxy-5-hydroxyisoflavone FLAVONOID / Isoflavone MW : 298.3 [34086-51-6] C₁₇H₁₄O₅</p>	5 mg	# 1298	P260 - P262
<p>Genistein-7-O-glucoside <i>see Genistin (1325 S)</i></p>				
	<p>Genistein-7-O-glucuronide Assay (HPLC) ≥95% [with HPLC chromatogram] FLAVONOID / Isoflavone MW : 446.37 [38482-81-4] C₂₁H₁₈O₁₁</p>	5 mg	# 1350	Store at <15 °C P260 - P262
	<p>Genistin Assay (HPLC) ≥99% [with HPLC chromatogram] = Genistein-7-O-glucoside FLAVONOID / Isoflavone MW : 432.38 [529-59-9] C₂₁H₂₀O₁₀</p>	25 mg	# 1325 S	P260 - P262
	<p>Genkwanin Assay (HPLC) ≥95% [with HPLC chromatogram] = Apigenin-7-methylether ; 4',5-Dihydroxy-7-methoxyflavone FLAVONOID / Flavone MW : 284.28 [437-64-9] C₁₆H₁₂O₅</p>	10 mg	# 1147	P260 - P280 - P305+P351+P338 - P337+P313 H315 - H319 - H335
				
	<p>Gentianose OLIGOSACCHARIDE MW : 504.45 [25954-44-3] C₁₈H₃₂O₁₆</p>	100 mg	# 4319	P260 - P262
	<p>beta-Gentiobiose OLIGOSACCHARIDE MW : 342.3 [5996-00-9] C₁₂H₂₂O₁₁</p>	1 g	# 4125	P260 - P262
<p>Gentiopicroin <i>see Gentiopicroside (0216)</i></p>				

	<p>Gentiopicroside Assay (HPLC) ≥95% [with HPLC chromatogram] = Gentiopicrin MONOTERPENE / Iridoid MW : 356.33 [20831-76-9] C₁₆H₂₀O₉</p>	<p>10 mg # 0216</p>
	<p>Gentic acid Assay (HPLC) ≥90% [with HPLC chromatogram] = 2,5-Dihydroxybenzoic acid ORGANICS / Benzoic acid deriv. MW : 154.13 [490-79-9] C₇H₆O₄</p>	<p>1 g # 6048</p>
	<p>Geraldol Assay (HPLC) ≥99% [with HPLC chromatogram] = 3,4',7-Trihydroxy-3'-methoxyflavone FLAVONOID / Flavonol MW : 300.28 [21511-25-1] C₁₆H₁₂O₆</p>	<p>5 mg # 1168 S</p>
	<p>Geraniol Assay (GC) ≥98% [with GC chromatogram] = Lemonol MONOTERPENE MW : 154.25 [106-24-1] C₁₀H₁₈O</p>	<p>100 mg # 5023 S</p>
	<p>5-Geranyloxy-7-methoxycoumarin Assay (HPLC) ≥99% [with HPLC chromatogram] = Coumarin-5-[(3,7-Dimethyl-2,6-octadienyl)oxy]-7-methoxy COUMARIN MW : 328.41 [7380-39-4] C₂₀H₂₄O₄</p>	<p>10 mg # 0560 S</p>
	<p>Geranyl acetate Assay (GC) ≥99% [with GC chromatogram] = 3,7-Dimethyl-2,6-octadien-1-ol acetate MONOTERPENE MW : 196.29 [105-87-3] C₁₂H₂₀O₂</p>	<p>100 mg # 5024 S</p>
<p>5-Geranyloxypsoralen <i>see Bergamottin (0550 S)</i></p>		

Store at +2/8 °C
P260 - P262

P260 - P280 - P305+P351+P338 - P337+P313
H302 - H315 - H319 - H335



P260 - P262

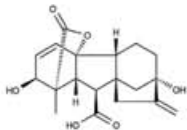

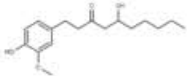

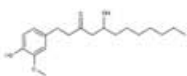

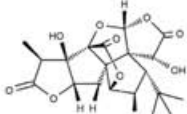

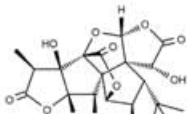

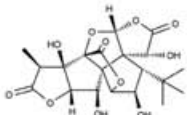

Store at +2/8 °C
P280 - P262 - P305+P351+P338 - P337+P313 -
P260
H315 - H319 - H317 - H335

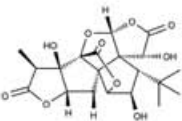


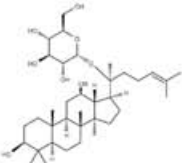

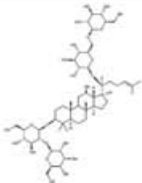

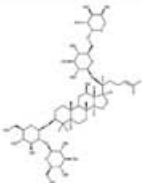
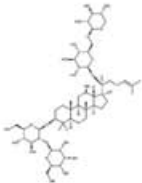



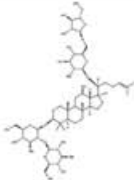

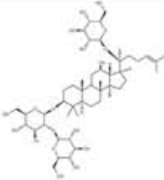
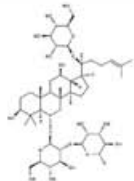
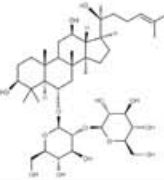
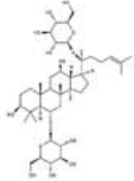
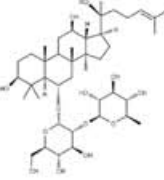
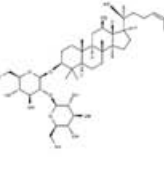

Store away from light.
Store at +2/8 °C
P260 - P262

Store at +2/8 °C
P280 - P305+P351+P338 - P337+P313 - P260
H315 - H319 - H335

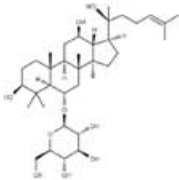


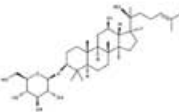


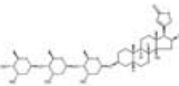

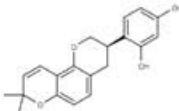
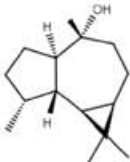


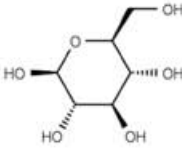
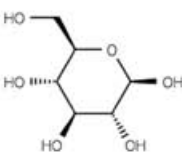
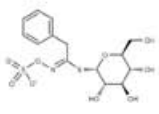
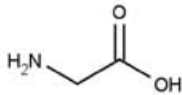
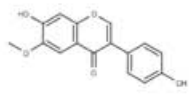
	<p>Gibberellic acid ORGANICS MW : 346.39 [77-06-5] C₁₉H₂₂O₆</p>	<p>100 mg # 6536 P280 - P305+P351+P338 - P337+P313 H319</p>	
	<p>6-Gingerol Assay (HPLC) ≥90% [with HPLC chromatogram] ORGANICS MW : 294.4 [23513-14-6] C₁₇H₂₆O₄</p>	<p>10 mg # 4982 Store at <15 °C P260 - P262 - P280 - P305+P351+P338 - P337+P313 H301 - H332 - H312 - H315 - H319 - H335</p>	
	<p>8-Gingerol Assay (HPLC) ≥90% [with HPLC chromatogram] ORGANICS MW : 322.45 [23513-08-8] C₁₉H₃₀O₄</p>	<p>10 mg # 4983 Store at <15 °C P260 - P262 - P305+P351+P338 - P337+P313 H315 - H319 - H335</p>	
	<p>Ginkgolide A Assay (HPLC) ≥98% [with HPLC chromatogram] = 1,7-Dideoxyginkgolide C DITERPENE / Ginkgolide MW : 408.41 [15291-75-5] C₂₀H₂₄O₉</p>	<p>10 mg # 3728 S Store at +2/8 °C P260 - P262</p>	
	<p>Ginkgolide B Assay (HPLC) ≥98% [with HPLC chromatogram] = 7-Deoxyginkgolide C DITERPENE / Ginkgolide MW : 424.41 [15291-77-7] C₂₀H₂₄O₁₀</p>	<p>10 mg # 3729 S Store at +2/8 °C P260 - P262</p>	
	<p>Ginkgolide C Assay (HPLC) ≥98% [with HPLC chromatogram] = 1,7-Dihydroxyginkgolide A DITERPENE / Ginkgolide MW : 440.41 [15291-76-6] C₂₀H₂₄O₁₁</p>	<p>10 mg # 3730 S Store at +2/8 °C P260 - P262</p>	

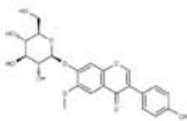
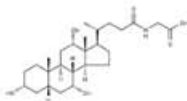

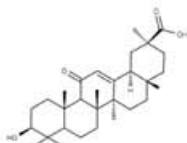
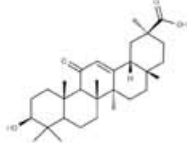
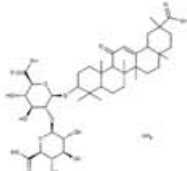
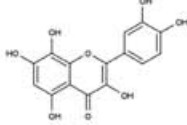
	<p>Ginkgolide J Assay (HPLC) ≥98% [with HPLC chromatogram] = 1-Deoxyginkgolide C DITERPENE / Ginkgolide MW : 424.41 [107438-79-9] $C_{20}H_{24}O_{10}$</p>	<p>10 mg # 3731 S</p>
	<p>Store at +2/8 °C P260 - P262</p>	
<hr/>		
	<p>Ginkgolides kit Ginkgolide: A, B, C, J (10 mg each) Assay (HPLC) [with HPLC chromatogram] DITERPENE / Ginkgolide</p>	<p>1 kit # 3732 S</p>
	<p>Store at +2/8 °C P260 - P262</p>	
<hr/>		
	<p>Ginsenoside CK Assay (HPLC) ≥98% [with HPLC chromatogram] TRITERPENE / Ginsenoside MW : 622.89 [39262-14-1] $C_{36}H_{62}O_8$</p>	<p>5 mg # 0150 S</p>
	<p>Store in the desiccator P260 - P262</p>	
<hr/>		
	<p>Ginsenoside Rb1 Assay (HPLC) ≥98% [with HPLC chromatogram] TRITERPENE / Ginsenoside MW : 1109.32 [41753-43-9] $C_{54}H_{92}O_{23}$</p>	<p>5 mg # 0105 S</p>
	<p>Store in the desiccator P260 - P262 - P280 H302 - H332 - H312</p>	
<hr/>		
	<p>Ginsenoside Rb2 Assay (HPLC) ≥97% [with HPLC chromatogram] TRITERPENE / Ginsenoside MW : 1079.29 [11021-13-9] $C_{53}H_{90}O_{22}$</p>	<p>5 mg # 0104 S</p>
	<p>Store in the desiccator P260 - P262</p>	
<hr/>		
	<p>Ginsenoside Rb3 Assay (HPLC) ≥97% [with HPLC chromatogram] TRITERPENE / Ginsenoside MW : 1079.29 [68406-26-8] $C_{53}H_{90}O_{22}$</p>	<p>5 mg # 0151 S</p>
	<p>P260 - P262</p>	

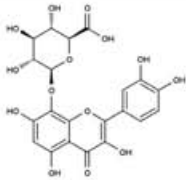

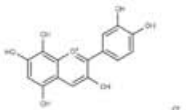
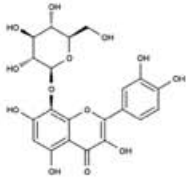


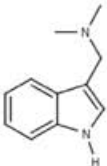
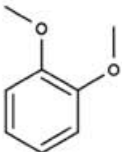

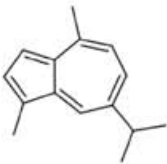

	<p>Ginsenoside Rc Assay (HPLC) ≥98% [with HPLC chromatogram] TRITERPENE / Ginsenoside MW : 1079.29 [11021-14-0] $C_{53}H_{90}O_{22}$</p>	<p>5 mg # 0106 S Store in the desiccator P260 - P262 - P280 H302 - H312 - H332</p>	
	<p>Ginsenoside Rd Assay (HPLC) ≥98% [with HPLC chromatogram] TRITERPENE / Ginsenoside MW : 947.18 [52705-93-8] $C_{48}H_{82}O_{18}$</p>	<p>5 mg # 0102 S Store in the desiccator P260 - P262</p>	
	<p>Ginsenoside Re Assay (HPLC) ≥98% [with HPLC chromatogram] TRITERPENE / Ginsenoside MW : 947.18 [52286-59-6] $C_{48}H_{82}O_{18}$</p>	<p>5 mg # 0103 S Store in the desiccator P260 - P262</p>	
	<p>Ginsenoside Rf Assay (HPLC) ≥98% [with HPLC chromatogram] TRITERPENE / Ginsenoside MW : 801.03 [52286-58-5] $C_{42}H_{72}O_{14}$</p>	<p>5 mg # 0107 S Store in the desiccator P260 - P262</p>	
	<p>Ginsenoside Rg1 Assay (HPLC) ≥98% [with HPLC chromatogram] TRITERPENE / Ginsenoside MW : 801.03 [22427-39-0] $C_{42}H_{72}O_{14}$</p>	<p>5 mg # 0101 S Store in the desiccator P260 - P262</p>	
	<p>Ginsenoside Rg2 Assay (HPLC) ≥97% [with HPLC chromatogram] TRITERPENE / Ginsenoside MW : 785.03 [52286-74-5] $C_{42}H_{72}O_{13}$</p>	<p>5 mg # 0108 S Store in the desiccator P260 - P262</p>	
	<p>Ginsenoside Rg3 Assay (HPLC) ≥98% [with HPLC chromatogram] TRITERPENE / Ginsenoside MW : 785.03 [14197-60-5] $C_{42}H_{72}O_{13}$</p>	<p>5 mg # 0152 S Store in the desiccator P260 - P280 H302</p>	

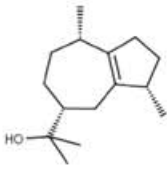
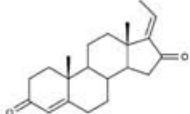
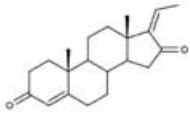
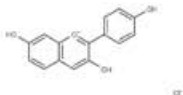
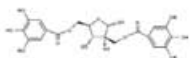
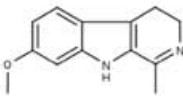
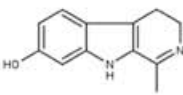


	<p>Ginsenoside Rh1 Assay (HPLC) ≥98% [with HPLC chromatogram] TRITERPENE / Ginsenoside MW : 638.89 [63223-86-9] $C_{36}H_{62}O_9$</p>	<p>5 mg # 0153 S Store in the desiccator P260 - P280 H302</p>		
	<p>Ginsenoside Rh2 Assay (HPLC) ≥98% [with HPLC chromatogram] TRITERPENE / Ginsenoside MW : 622.89 [78214-33-2] $C_{36}H_{62}O_8$</p>	<p>5 mg # 0154 S Store in the desiccator P260 - P280 H302</p>		
<p>Ginsenosides kit Ginsenoside: Rb1, Rb2, Rc, Rd, Re, Rf, Rg1, Rg2 (5 mg each) Assay (HPLC) [with HPLC chromatogram] TRITERPENE / Ginsenoside</p>		<p>1 kit # 0119 S Store in the desiccator P260 - P262</p>		
	<p>Gitoxin Assay (HPLC) ≥99% [with HPLC chromatogram] = Anhydrogitalin TRITERPENE / Cardioglycoside MW : 780.95 [4562-36-1] $C_{41}H_{64}O_{14}$</p>	<p>5 mg # 0823 S P260 - P280 - P284 - P309+P311 H301 - H331 - H373</p>		
	<p>Glabridin Assay (HPLC) ≥95% [with HPLC chromatogram] FLAVONOID / Isoflavane MW : 324.38 [59870-68-7] $C_{20}H_{20}O_4$</p>	<p>10 mg # 1352 P260 - P262</p>		
	<p>(-)-Globulol Assay (GC) ≥95% [with GC chromatogram] SEQUITERPENE MW : 222.38 [489-41-8] $C_{15}H_{26}O$</p>	<p>20 mg # 5429 Store at +2/8 °C P260 - P262</p>		
<p>Glucoprunasin <i>see Amygdalin (7201)</i></p>				
<p>[10S]-beta-D-Glucopyranoside-aloe-emodin <i>see Aloin A (0458 S)</i></p>				
<p>4-O-beta-D-Glucopyranosyl-D-glucose <i>see Cellobiose (4065)</i></p>				

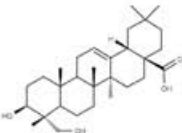
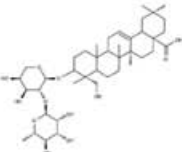
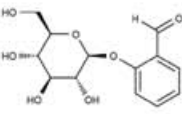

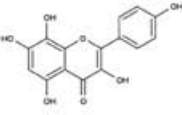
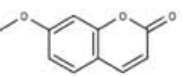
6-O-alpha-D-Glucopyranosyl-D-glucose <i>see Isomaltose (4155)</i>				
	L-Glucose OLIGOSACCHARIDE MW : 180.17 [921-60-8] C ₆ H ₁₂ O ₆	P260 - P262	100 mg	# 4141
	D-Glucose OLIGOSACCHARIDE MW : 180.17 [50-99-7] C ₆ H ₁₂ O ₆	P260 - P262	1 g	# 4378
	Glucotropaeolin potassium salt Assay (HPLC) ≥95% [with HPLC chromatogram] = Benzyl glucosinolate potassium salt GLUCOSIDE / Glucosinolate MW : 447.52 [51 15-71-9] C ₁₄ H ₁₈ NO ₉ S ₂ K	Store at <15 °C P260 - P262	10 mg	# 4126
Glycerin tricaprâte <i>see Tricaprin (3063)</i>				
Glycerin tricaprilate <i>see Tricaprylin (3065)</i>				
Glycerin trimyristate <i>see Trimyristin (3069)</i>				
Glycerin tripalmitate <i>see Tripalmitin (3072)</i>				
	Glycine AMINOACID MW : 75.07 [56-40-6] C ₂ H ₅ NO ₂	P260 - P262	1 g	# 5592
	Glycitein Assay (HPLC) ≥95% [with HPLC chromatogram] = 4',7-Dihydroxy-6-methoxyisoflavone FLAVONOÏD / Isoflavone MW : 284.27 [40957-83-3] C ₁₆ H ₁₂ O ₅	P260 - P262	10 mg	# 1317
Glycitein-7-O-glucoside <i>see Glycitin (1318)</i>				

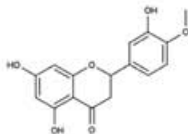
	<p>Glycitin Assay (HPLC) ≥95% [with HPLC chromatogram] = Glycitein-7-O-glucoside FLAVONOID / Isoflavone MW : 446.41 [40246-10-4] C₂₂H₂₂O₁₀</p>	10 mg	# 1318
	<p>Glycocholic acid STEROID MW : 465.64 [475-31-0] C₂₆H₄₃NO₆</p>	100 mg	# 3514
<p>Glycosylceramides from wheat Assay (HPLC) ≥98% [mixture of glycosylceramides] [with HPLC chromatogram] LIPID / Ceramide </p>	5 mg	# 2900	
	<p>18-alpha-Glycyrrhetic acid Assay (HPLC) ≥95% [with HPLC chromatogram] TRITERPENE / Oleanane MW : 470.7 [1449-05-4] C₃₀H₄₆O₄</p>	100 mg	# 0028
	<p>18-beta-Glycyrrhetic acid Assay (HPLC) ≥99% [with HPLC chromatogram] = Enoxolone TRITERPENE / Oleanane MW : 470.7 [471-53-4] C₃₀H₄₆O₄</p>	25 mg	# 0043 S
	<p>Glycyrrhizin ammoniacal TRITERPENE / Saponins MW : 839.98 [53956-04-0] C₄₂H₆₅NO₁₆</p>	10 g	# 0128
	<p>Gossypetin Assay (HPLC) ≥90% [with HPLC chromatogram] = 3,3',4',5,7,8-Hexahydroxyflavone FLAVONOID / Flavonol MW : 318.24 [489-35-0] C₁₅H₁₀O₈</p>	10 mg	# 1176
<p>Gossypetin-8-O-glucoside <i>see Gossypin (1363 S)</i></p>			

	<p>Gossypetin-8-O-glucuronide = Hibifolin FLAVONOID / Flavonol MW : 494.37 [55366-56-8] $C_{21}H_{18}O_{14}$</p>	<p>5 mg # 1364 S</p>
	<p>Store at +2/8 °C P260 - P262</p>	
		
	<p>Gossypetinidin chloride Assay (HPLC) ≥90% [with HPLC chromatogram] = 3,3',4',5',7,8-Hexahydroxyflavylium chloride ANTHOCYANID MW : 338.7 $C_{15}H_{11}O_7Cl$</p>	<p>1 mg # 0935</p>
	<p>Store away from light and moisture. Store at <15 °C P260 - P262</p>	
	<p>Gossypin Assay (HPLC) ≥99% [with HPLC chromatogram] = Gossypetin-8-O-glucoside FLAVONOID / Flavonol MW : 480.38 [652-78-8] $C_{21}H_{20}O_{13}$</p>	<p>10 mg # 1363 S</p>
	<p>P260 - P280 - P305+P351+P338 - P337+P313 H315 - H319 - H335</p>	
		
		
	<p>Gossypose <i>see D-(+)-Raffinose pentahydrate (4257)</i></p>	
	<p>Gramine Assay (HPLC) ≥90% [with HPLC chromatogram] = 3-(Dimethylaminomethyl)indole ALKALOID / Indole MW : 174.24 [87-52-5] $C_{11}H_{14}N_2$</p>	<p>100 mg # 0637</p>
	<p>P260 - P262</p>	
	<p>Guaiacol methylether = Veratrole ORGANICS / Phenol MW : 138.17 [91-16-7] $C_8H_{10}O_2$</p>	<p>1 g # 6468</p>
	<p>P260 - P280 H302</p>	
		
	<p>Guaiazulene Assay (GC) ≥90% [with GC chromatogram] = 1,4-Dimethyl-7-isopropylazulene SESQUITERPENE MW : 198.31 [489-84-9] $C_{15}H_{18}$</p>	<p>100 mg # 5025</p>
	<p>Store at +2/8 °C P260 - P280 H302</p>	
		

	<p>Guaioi SESQUITERPENE MW : 222.38 [489-86-1] $C_{15}H_{26}O$</p>	<p>Store at +2/8 °C P260 - P262</p>	<p>50 mg # 3803</p>
	<p>Guggulsterone E Assay (HPLC) ≥90% [with HPLC chromatogram] STEROID MW : 312.45 [39025-24-6] $C_{21}H_{28}O_2$</p>	<p>P260 - P262</p>	<p>5 mg # 3588</p>
	<p>Guggulsterone Z Assay (HPLC) ≥90% [with HPLC chromatogram] STEROID MW : 312.45 [39025-23-5] $C_{21}H_{28}O_2$</p>	<p>P260 - P262</p>	<p>5 mg # 3589</p>
	<p>Guibourtinidin chloride Assay (HPLC) ≥90% [with HPLC chromatogram] = 3,7,4'-Trihydroxyflavylium chloride ANTHOCYANID MW : 290.7 [23130-31-6] $C_{15}H_{11}O_4Cl$</p>	<p>Store in the desiccator and away from light. Store at <15 °C P260 - P262</p>	<p>5 mg # 0933</p>
<p>Gymnogrammene <i>see 2',6'-Dihydroxy-4,4'-dimethoxychalcone (1080)</i></p>			
	<p>Hamamelitannin Assay (HPLC) ≥95% [with HPLC chromatogram] ORGANICS / Gallic acid deriv. MW : 484.37 [469-32-9] $C_{20}H_{20}O_{14}$</p>	<p>Store away from light. Store at +2/8 °C P260 - P262</p>	<p>10 mg # 0958</p>
	<p>Harmaline Assay (HPLC) ≥90% [with HPLC chromatogram] = Dihydroharmine ALKALOID / Indole MW : 214.26 [304-21-2] $C_{13}H_{14}N_2O$</p>	<p>P260 - P262</p>	<p>25 mg # 0638</p>
	<p>Harmalol hydrochloride Assay (HPLC) ≥90% [with HPLC chromatogram] ALKALOID / Indole MW : 236.7 [6028-07-5] $C_{12}H_{12}N_2O, HCl$</p>	<p>P260 - P262</p>	<p>25 mg # 0639</p>

	<p>Harman Assay (HPLC) ≥95% [with HPLC chromatogram] = Aribine ; 1-Methyl-beta-carboline ALKALOID / Indole P260 - P262 MW : 182.22 [486-84-0] C₁₂H₁₀N₂</p>	<p>25 mg # 0640</p>
 HCl	<p>Harman hydrochloride Assay (HPLC) ≥95% [with HPLC chromatogram] = Aribine hydrochloride ; 1-Methyl-beta-carboline hydrochloride ALKALOID / Indole P260 - P262 MW : 218.69 [21655-84-5] C₁₂H₁₀N₂.HCl</p>	<p>25 mg # 0641</p>
	<p>Harmine Assay (HPLC) ≥95% [with HPLC chromatogram] ALKALOID / Indole P260 - P262 - P280 - P305+P351+P338 - MW : 212.25 P337+P313 [442-51-3] H302 - H332 - H312 - H319 C₁₃H₁₂N₂O</p>	<p>25 mg # 0642</p>
 HCl	<p>Harmol hydrochloride Assay (HPLC) ≥95% [with HPLC chromatogram] ALKALOID / Indole P260 - P262 MW : 234.69 [40580-83-4] C₁₂H₁₀N₂O.HCl</p>	<p>25 mg # 0644</p>
	<p>Harpagide Assay (HPLC) ≥90% [with HPLC chromatogram] MONOTERPENE / Iridoid Store in the desiccator MW : 364.35 P260 - P262 [6926-08-5] C₁₅H₂₄O₁₀</p>	<p>10 mg # 0207</p>
	<p>Harpagoside ex. Harpagophytum Assay (HPLC) ≥99 % [with HPLC chromatogram] = 8-O-E-Cinnamoyl harpagide Store in the desiccator MONOTERPENE / Iridoid P260 - P262 MW : 494.49 [19210-12-9] C₂₄H₃₀O₁₁</p>	<p>10 mg # 0229 S</p>
	<p>Hederacoside C Assay (HPLC) ≥97% [with HPLC chromatogram] TRITERPENE / Oleanane Store in the desiccator MW : 1221.4 P260 - P280 [14216-03-6] H335 C₅₉H₉₆O₂₆</p>	<p>20 mg # 0135 S</p>

	<p>Hederagenin Assay (HPLC) ≥98.5% [with HPLC chromatogram] = 3,23-Dihydroxyolean-12-en-28-oic acid TRITERPENE / Oleanane MW : 472.71 [465-99-6] C₃₀H₄₈O₄</p>	<p>20 mg # 0035 S</p>
	<p>alpha-Hederin Assay (HPLC) ≥98% [with HPLC chromatogram] = Helixin TRITERPENE / Oleanane MW : 750.97 [27013-91-8] C₄₁H₆₆O₁₂</p>	<p>10 mg # 0136 S</p>
<p>Helenien mixture of natural esters of lutein CAROTENOID [547-17-1]</p>	<p>Store away from light. Store at <15 °C P260 - P262</p>	<p>10 mg # 0304</p>
	<p>Helicin Assay (HPLC) ≥95% [with HPLC chromatogram] = Salicylaldehyde-O-beta-D-glucoside GLUCOSIDE MW : 284.27 [618-65-5] C₁₃H₁₆O₇</p>	<p>100 mg # 6194</p>
<p>Helixin <i>see alpha-Hederin (0136 S)</i></p>		
	<p>1-Heptacosanol LIPID / Fatty acid deriv. MW : 396.75 [2004-39-9] C₂₇H₅₆O</p>	<p>10 mg # 3080</p>
<p>Heraclin <i>see Bergapten (0552 S)</i></p>		
	<p>Herbacetin Assay (HPLC) ≥90% [with HPLC chromatogram] = 3,4',5,7,8-Pentahydroxyflavone FLAVONOID / Flavonol MW : 302.24 [527-95-7] C₁₅H₁₀O₇</p>	<p>10 mg # 1343</p>
	<p>Herniarin Assay (HPLC) ≥90% [with HPLC chromatogram] = Ayapanin ; 7-Methoxycoumarin COUMARIN MW : 176.17 [531-59-9] C₁₀H₈O₃</p>	<p>25 mg # 0516</p>


Hesperetin

Assay (HPLC) ≥99% [with HPLC chromatogram]

= 3',5,7-Trihydroxy-4'-methoxyflavanone

FLAVONOID / Flavanone

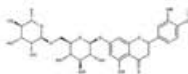
MW : 302.29

[41001-90-5]

 C₁₆H₁₄O₆

P260 - P262

10 mg # 1115 S

Hesperetin-7-O-neohesperidoside
see Neohesperidin [1132 S]
Hesperetin-7-O-rutinoside
see Hesperidin [9005] [1116 S]

Hesperidin

Assay (HPLC) ≥98.5% [with HPLC chromatogram]

= Hesperetin-7-O-rutinoside

FLAVONOID / Flavanone

MW : 610.57

[520-26-3]

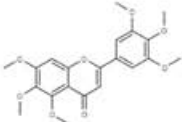
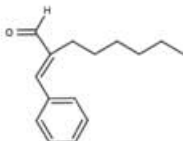

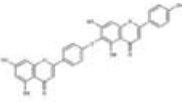
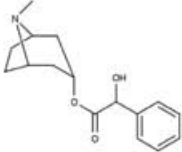

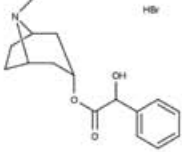

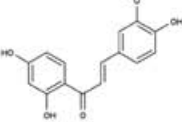
 C₂₈H₃₄O₁₅

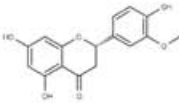
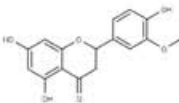
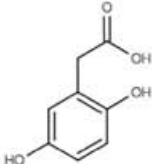
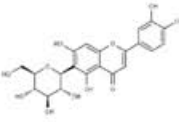
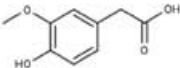
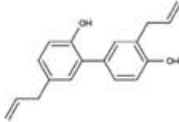
Store in the desiccator

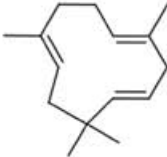

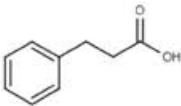

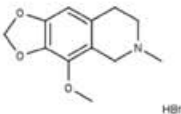



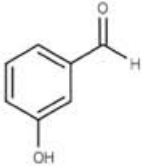

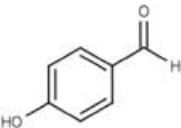

P260 - P262

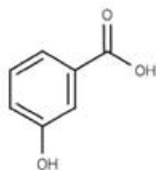
20 mg # 1116 S

4',4''',5,5'',7,7''-Hexahydroxy-3''',8-biflavone
see Amentoflavone [1057 S]
4',4''',5,5'',7,7''-Hexahydroxy-8-8''-biflavone
see Cupressuflavone [1281 S]
4,4',5,5',6,6'-Hexahydroxydiphenic acid
see Ellagic acid [6075]
(-)-3,3',4',5,5',7-Hexahydroxyflavan
see (-)-Epigallocatechin [0979 S]
3,3',4',5,5',7-Hexahydroxyflavanone
see Dihydromyricetin [1351]
3,3',4',5,5',7-Hexahydroxyflavone
see Myricetin [1127 S]
3,3',4',5,6,7-Hexahydroxyflavone
see Quercetagenin [1030]
3,3',4',5,7,8-Hexahydroxyflavone
see Gossypetin [1176]
3,3',4',5,5',7-Hexahydroxyflavylium chloride
see Delphinidin chloride [0904 S]
3,3',4',5,7,8-Hexahydroxyflavylium chloride
see Gossypetinidin chloride [0935]
3,3',4',5,6,7-Hexahydroxyflavylium chloride
see Quercetageninidin chloride [0950 S]

	<p>3',4',5,5',6,7-Hexamethoxyflavone Assay (HPLC) ≥95% [with HPLC chromatogram] FLAVONOID / Flavone MW : 402.41 [29043-07-0] C₂₁H₂₂O₈</p>	<p>10 mg # 1269</p>
<p>3',4',5,6,7,8-Hexamethoxyflavone <i>see Nobiletin [1348 S]</i></p>		
	<p>Hexylcinnamaldehyde Assay (GC) ≥98% [with GC chromatogram] ORGANICS / Cinnamic acid deriv. MW : 216.33 [101-86-0] C₁₅H₂₀O</p>	<p>1 g # 6286 S Store at +2/8 °C P260 - P280 - P305+P351+P338 - P337+P313 - P302+P350 - P332+P313 H314</p>
		
<p>Hibifolin <i>see Gossypetin-8-O-glucuronide [1364 S]</i></p>		
	<p>Hinokiflavone Assay (HPLC) ≥90% [with HPLC chromatogram] FLAVONOID / Biflavone MW : 538.46 [19202-36-9] C₃₀H₁₈O₁₀</p>	<p>10 mg # 1017</p>
<p>P260 - P262</p>		
	<p>Homatropine Assay (HPLC) ≥90% [with HPLC chromatogram] = Mandelyltropine ALKALOID / Tropane MW : 275.36 [87-00-3] C₁₆H₂₁NO₃</p>	<p>10 mg # 1672</p>
<p>P260 - P280 H302</p>		
		
	<p>Homatropine hydrobromide = Mandelyltropine hydrobromide ALKALOID / Tropane MW : 356.26 [51-56-9] C₁₆H₂₁NO₃·HBr</p>	<p>100 mg # 1574</p>
<p>P260 - P262 - P280 H302 - H312 - H332</p>		
		
	<p>Homobutein Assay (HPLC) ≥99% [with HPLC chromatogram] = 2',4,4'-Trihydroxy-3-methoxychalcone POLYPHENOL / Chalcone MW : 286.29 [34000-39-0] C₁₆H₁₄O₅</p>	<p>10 mg # 1117 S</p>
<p>P260 - P262</p>		

	<p>(-)-Homerodictyol Assay (HPLC) ≥99% [with HPLC chromatogram] = Eriodictyonone FLAVONOID / Flavanone MW : 302.29 [446-71-9] C₁₆H₁₄O₆</p>	<p>5 mg # 1283 S</p>
	<p>Homerodictyol Assay (HPLC) ≥99% [with HPLC chromatogram] = 4',5,7-Trihydroxy-3'-methoxyflavanone FLAVONOID / Flavanone MW : 302.29 [107657-60-3] C₁₆H₁₄O₆</p>	<p>10 mg # 1118 S</p>
	<p>Homogentisic acid Assay (HPLC) ≥95% [with HPLC chromatogram] = 2,5-Dihydroxyphenylacetic acid ORGANICS / Benzoic acid deriv. MW : 168.15 [451-13-8] C₈H₈O₄</p>	<p>1 g # 6059</p>
<p>Homoolestranol <i>see Erythrodiol (0040 S)</i></p>		
	<p>Homoorientin Assay (HPLC) ≥99% [with HPLC chromatogram] = Isoorientin ; Luteolin-6-C-glucoside ; Lespecapitoside FLAVONOID / Flavone MW : 448.38 [4261-42-1] C₂₁H₂₀O₁₁</p>	<p>10 mg # 1055 S</p>
	<p>Homovanillic acid Assay (HPLC) ≥95% [with HPLC chromatogram] = 4-Hydroxy-3-methoxyphenylacetic acid ORGANICS / Benzoic acid deriv. MW : 182.18 [306-08-1] C₉H₁₀O₄</p>	<p>1 g # 6088</p>
<p>Homovitexin <i>see Isovitexin (1235 S)</i></p>		
	<p>Honokiol Assay (HPLC) ≥99% [with HPLC chromatogram] POLYPHENOL MW : 266.34 [35354-74-6] C₁₈H₁₈O₂</p>	<p>10 mg # 4997 S</p>

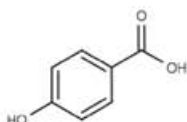
	<p>alpha-Humulene Assay [GC] ≥95% [with GC chromatogram] = alpha-Caryophyllene SESQUITERPENE MW : 204.36 [6753-98-6] C₁₅H₂₄</p>	<p>100 mg # 5424 S</p>	<p>Store at +2/8 °C P260 - P280 - P305+P351+P338 - P337+P313 H315 - H319 - H335</p>	
	<p>Hydrocinnamic acid = 3-Phenylpropionic acid ORGANICS / Cinnamic acid deriv. MW : 150.18 [501-52-0] C₉H₁₀O₂</p>	<p>1 g # 6474</p>	<p>P280 - P305+P351+P338 - P337+P313 - P260 H315 - H319 - H335</p>	
	<p>Hydrocotarnine hydrobromide ALKALOID / Isoquinoline MW : 302.17 [5985-00-2] C₁₂H₁₅NO₃·HBr</p>	<p>10 mg # 1729</p>	<p>P260 - P280 - P309+P311 H301</p>	
<p>Hydrocoumarin <i>see 3,4-Dihydrocoumarin (0510)</i></p>				
	<p>Hydroquinone monoethylether Assay [HPLC] ≥90% [with HPLC chromatogram] = 4-Ethoxyphenol QUINONE / Hydroquinone MW : 138.17 [622-62-8] C₈H₁₀O₂</p>	<p>1 g # 0422</p>	<p>P260 - P280 - P305+P351+P338 - P337+P313 H315 - H319 - H335</p>	
<p>5-Hydroxyangelicin methylether <i>see Isobergapten (0538 S)</i></p>				
<p>6-Hydroxyapigenin <i>see Scutellarein (1334 S)</i></p>				
	<p>3-Hydroxybenzaldehyde ORGANICS / Benzoic acid deriv. MW : 122.13 [100-83-4] C₇H₆O₂</p>	<p>1 g # 6095</p>	<p>P260 - P280 - P305+P351+P338 - P337+P313 H315 - H319 - H335</p>	
	<p>4-Hydroxybenzaldehyde ORGANICS / Benzoic acid deriv. MW : 122.13 [123-08-0] C₇H₆O₂</p>	<p>1 g # 6096</p>	<p>P260 - P280 - P305+P351+P338 - P337+P313 H315 - H319 - H335</p>	


3-Hydroxybenzoic acid

1 g # 6098

Assay (HPLC) ≥90% [with HPLC chromatogram]
 ORGANICS / Benzoic acid deriv.
 MW : 138.13
 [99-06-9]
 $C_7H_6O_3$

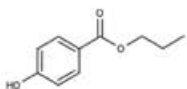
P260 - P280 - P305+P351+P338 - P337+P313
 H302 - H315 - H319 - H335


3-Hydroxybenzoic acid ethylester
see Ethyl-3-hydroxybenzoate [6451 S]

4-Hydroxybenzoic acid

1 g # 6099

Assay (HPLC) ≥90% [with HPLC chromatogram]
 ORGANICS / Benzoic acid deriv.
 MW : 138.13
 [99-96-7]
 $C_7H_6O_3$

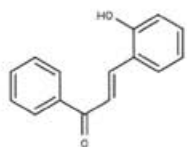
P260 - P280 - P305+P351+P338 - P337+P313
 H315 - H319 - H335


4-Hydroxybenzoic acid ethylester
see Ethyl-4-hydroxybenzoate [6452 S]
4-Hydroxybenzoic acid methylester
see Methyl-4-hydroxybenzoate [6289 S]

4-Hydroxybenzoic acid propylester

1 g # 6290 S

Assay (HPLC) ≥99% [with HPLC chromatogram]
 = Propyl-4-hydroxybenzoate ; Propylparaben
 ORGANICS / Benzoic acid deriv.
 MW : 180.21
 [94-13-3]
 $C_{10}H_{12}O_3$

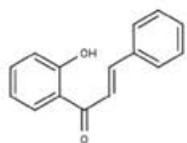
Store at +2/8 °C
 P260 - P280 - P305+P351+P338 - P337+P313
 H315 - H319 - H335


2-Hydroxybenzylalcohol
see Salicyl alcohol [6159]
(4-Hydroxybenzylidene)acetophenone
see 4-Hydroxychalcone [1272]

2-Hydroxychalcone

100 mg # 1270

Assay (HPLC) ≥95% [with HPLC chromatogram]
 POLYPHENOL / Chalcone
 MW : 224.27
 [644-78-0]
 $C_{15}H_{12}O_2$

P260 - P280 - P305+P351+P338 - P337+P313
 H315 - H319 - H335

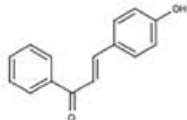

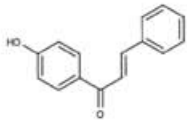

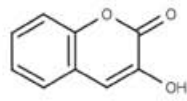

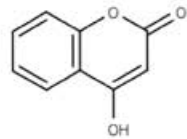

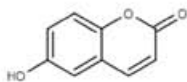


2'-Hydroxychalcone

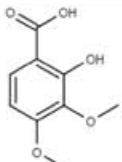
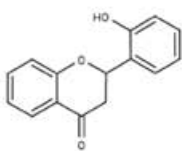
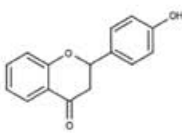
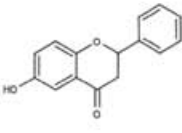
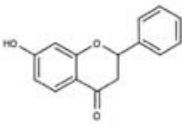
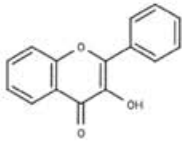
100 mg # 1271

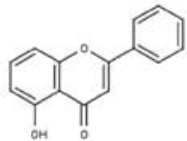

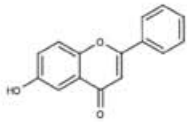

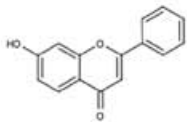

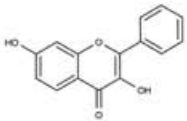
Assay (HPLC) ≥95% [with HPLC chromatogram]
 POLYPHENOL / Chalcone
 MW : 224.27
 [1214-47-7]
 $C_{15}H_{12}O_2$

P260 - P280 - P305+P351+P338 - P337+P313
 H315 - H319 - H335



	<p>4-Hydroxychalcone Assay (HPLC) ≥95% [with HPLC chromatogram] = [4-Hydroxybenzylidene]acetophenone POLYPHENOL / Chalcone MW : 224.27 [20426-12-4] C₁₅H₁₂O₂</p>	<p>100 mg # 1272</p>	<p>P260 - P280 - P305+P351+P338 - P337+P313 H315 - H319 - H335</p>	
	<p>4'-Hydroxychalcone Assay (HPLC) ≥95% [with HPLC chromatogram] POLYPHENOL / Chalcone MW : 224.27 [2657-25-2] C₁₅H₁₂O₂</p>	<p>100 mg # 1273</p>	<p>P260 - P280 - P305+P351+P338 - P337+P313 H315 - H319 - H335</p>	
<p>2-Hydroxycinnamic acid <i>see 2-Coumaric acid (6029)</i></p>				
<p>3-Hydroxycinnamic acid <i>see 3-Coumaric acid (6030)</i></p>				
<p>4-Hydroxycinnamic acid <i>see 4-Coumaric acid (6031)</i></p>				
	<p>3-Hydroxycoumarin Assay (HPLC) ≥95% [with HPLC chromatogram] COUMARIN MW : 162.15 [939-19-5] C₉H₆O₃</p>	<p>100 mg # 0505</p>	<p>P260 - P280 H302</p>	
	<p>4-Hydroxycoumarin Assay (HPLC) ≥95% [with HPLC chromatogram] COUMARIN MW : 162.15 [1076-38-6] C₉H₆O₃</p>	<p>1 g # 0517</p>	<p>P260 - P280 - P305+P351+P338 - P337+P313 H302 - H315 - H319 - H335</p>	
	<p>6-Hydroxycoumarin Assay (HPLC) ≥90% [with HPLC chromatogram] COUMARIN MW : 162.15 [6093-68-1] C₉H₆O₃</p>	<p>100 mg # 0526</p>	<p>P260 - P280 - P305+P351+P338 - P337+P313 H302 - H315 - H319 - H335</p>	
<p>7-Hydroxycoumarin <i>see Umbelliferone (0529)</i></p>				
<p>6-Hydroxycyanidin chloride <i>see Quercetagetinidin chloride (0950 S)</i></p>				
<p>2-Hydroxy-4-cymene <i>see Carvacrol (5440 S)</i></p>				

	3'-Hydroxydaidzein <i>see 3',4',7-Trihydroxyisoflavone (1309)</i>		
	7-Hydroxy-6-desoxyverbenalin <i>see Loganin (0231 S)</i>		
	2-Hydroxy-3,4-dimethoxybenzoic acid ORGANICS / Benzoic acid deriv. MW : 198.18 [5653-46-3] C ₉ H ₁₀ O ₅	P260 - P262	1 g # 6484
	4-Hydroxy-3,5-dimethoxybenzoic acid <i>see Syringic acid (6107)</i>		
	8-Hydroxy-6,7-dimethoxycoumarin <i>see Fraxidin (0525)</i>		
	2'-Hydroxyflavanone Assay (HPLC) ≥90% [with HPLC chromatogram] FLAVONOID / Flavanone MW : 240.27 [17348-76-4] C ₁₅ H ₁₂ O ₃	P260 - P262	100 mg # 1180
	4'-Hydroxyflavanone FLAVONOID / Flavanone MW : 240.27 [6515-37-3] C ₁₅ H ₁₂ O ₃	P260 - P262	100 mg # 1181
	6-Hydroxyflavanone Assay (HPLC) ≥90% [with HPLC chromatogram] FLAVONOID / Flavanone MW : 240.27 [4250-77-5] C ₁₅ H ₁₂ O ₃	P260 - P280 - P305+P351+P338 - P337+P313 H315 - H319 - H335	100 mg # 1182
	7-Hydroxyflavanone FLAVONOID / Flavanone MW : 240.27 [6515-36-2] C ₁₅ H ₁₂ O ₃	P260 - P280 - P305+P351+P338 - P337+P313 H315 - H319 - H335	100 mg # 1212
	3-Hydroxyflavone Assay (HPLC) ≥95% [with HPLC chromatogram] = Flavonol FLAVONOID / Flavonol MW : 238.25 [577-85-5] C ₁₅ H ₁₀ O ₃	P260 - P280 - P305+P351+P338 - P337+P313 H315 - H319 - H335	100 mg # 1026

	<p>5-Hydroxyflavone Assay (HPLC) ≥95% [with HPLC chromatogram] = Primuletin FLAVONOID / Flavone MW : 238.25 [491-78-1] C₁₅H₁₀O₃</p>	<p>100 mg # 1019</p>	<p>P260 - P280 - P305+P351+P338 - P337+P313 H315 - H319 - H335</p>	
	<p>6-Hydroxyflavone Assay (HPLC) ≥90% [with HPLC chromatogram] FLAVONOID / Flavone MW : 238.25 [6665-83-4] C₁₅H₁₀O₃</p>	<p>100 mg # 1059</p>	<p>P280 - P305+P351+P338 - P337+P313 - P260 H315 - H319 - H335</p>	
	<p>7-Hydroxyflavone Assay (HPLC) ≥90% [with HPLC chromatogram] FLAVONOID / Flavone MW : 238.25 [6665-86-7] C₁₅H₁₀O₃</p>	<p>100 mg # 1060</p>	<p>P260 - P280 - P305+P351+P338 - P337+P313 H315 - H319 - H335</p>	
	<p>7-Hydroxyflavonol = 3,7-Dihydroxyflavone FLAVONOID / Flavonol MW : 254.25 [492-00-2] C₁₅H₁₀O₄</p>	<p>100 mg # 1258</p>	<p>P260 - P262</p>	
	<p>5-Hydroxy-3',4',5',6,7,8-hexamethoxyflavone <i>see Gardenin A (1177)</i></p>			
	<p>5-Hydroxyisovanillic acid <i>see 4-O-Methylgallic acid (6486)</i></p>			
	<p>3-beta-Hydroxy-20(29)-lupene-28-oic acid <i>see Betulinic acid (0004)</i></p>			
	<p>4-Hydroxymandelonitrile-beta-D-glucoside <i>see Dhurrin (7204)</i></p>			
	<p>Apigenin-6-C-arabinoside-8-C-glucoside <i>see Isoschaftoside (1354)</i></p>			
	<p>3'-Hydroxy-4'-methoxyacetophenone <i>see Acetoisovanillone (4940 S)</i></p>			
	<p>4'-Hydroxy-3'-methoxyacetophenone <i>see Acetovanillon (6002)</i></p>			
	<p>2-Hydroxy-3-methoxybenzaldehyde <i>see 2-Vanillin (6300)</i></p>			
	<p>3-Hydroxy-4-methoxybenzaldehyde <i>see Isovanillin (6091)</i></p>			

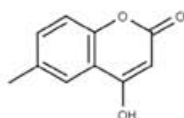
	4-Hydroxy-3-methoxybenzaldehyde <i>see Vanillin (6110 S)</i>		
	2-Hydroxy-4-methoxybenzoic acid = 4-Methoxysalicylic acid ORGANICS / Benzoic acid deriv. MW : 168.15 [2237-36-7] C ₈ H ₈ O ₄	1 g	# 6488
		P260 - P280 - P305+P351+P338 - P337+P313 H315 - H319 - H335	
	4-Hydroxy-3-methoxybenzoic acid <i>see Vanillic acid (6113)</i>		
	4-Hydroxy-3-methoxybenzylalcohol <i>see Vanillyl alcohol (4737)</i>		
	3-Hydroxy-4-methoxycinnamic acid <i>see Isoferulic acid (6114)</i>		
	4-Hydroxy-3-methoxycinnamic acid <i>see Ferulic acid (6077)</i>		
	4-Hydroxy-3-methoxycinnamic acid ethylester <i>see Ferulic acid ethylester (6275)</i>		
	4-Hydroxy-3-methoxycinnamic acid methylester <i>see Ferulic acid methylester (6276)</i>		
	4-Hydroxy-3-methoxycinnamyl alcohol <i>see Coniferyl alcohol (6028)</i>		
	6-Hydroxy-7-methoxycoumarin <i>see Isoscopoletin (0520)</i>		
	7-Hydroxy-6-methoxycoumarin <i>see Scopoletin (0528)</i>		
	8-Hydroxy-7-methoxycoumarin <i>see Daphnetin-7-methylether (0549)</i>		
	5-Hydroxy-7-methoxyflavanone <i>see Pinoembrin-7-methylether (1095)</i>		
	3-Hydroxy-6-methoxyflavone <i>see 6-Methoxyflavonol (1193)</i>		
	3-Hydroxy-7-methoxyflavone <i>see 7-Methoxyflavonol (1194)</i>		
	5-Hydroxy-7-methoxyflavone <i>see Tectochrysin (1220)</i>		
	7-Hydroxy-4'-methoxyflavone <i>see Pratal (1134 S)</i>		

7-Hydroxy-4'-methoxyisoflavone
see *Formanonetin* (1248 S)

4-Hydroxy-3-methoxyphenylacetic acid
see *Homovanillic acid* (6088)

6-Hydroxy-7-methoxy-4-phenylcoumarin
see *Dalbergin* (0595)

4'-Hydroxy-7-methoxy-6-prenylflavanone
see *Bavachinin* (1237 S)

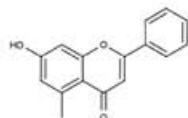


4-Hydroxy-6-methylcoumarin
COUMARIN / Methylcoumarin
MW : 176.17
[13252-83-0]
C₁₀H₈O₃

100 mg # 0566
P260 - P280 - P305+P351+P338 - P337+P313
H315 - H319 - H335



7-Hydroxy-4-methylcoumarin
see *4-Methylumbelliferone* (0518)



7-Hydroxy-5-methylflavone
Assay (HPLC) ≥90% [with HPLC chromatogram]
FLAVONOID / Flavone
MW : 252.28
[15235-99-1]
C₁₆H₁₂O₃

10 mg # 1149
P260 - P262

2-Hydroxymethyl-5-hydroxy-gamma-pyrone
see *Kojic acid* (6553)

2-Hydroxy-3-[3-methylbut-2-enyl]-1,4-naphthoquinone
see *Lapachol* (0481)

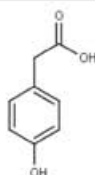
5-Hydroxy-2-methyl-1,4-naphthoquinone
see *Plumbagin* (0444)

3-Hydroxy-2-methyl-4-pyrone
see *Maltol* (6555)

2-Hydroxy-1,4-naphthoquinone
see *Lawson* (0424)

5-Hydroxy-1,4-naphthoquinone
see *Juglone* (0425)

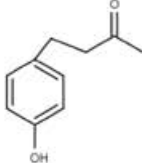

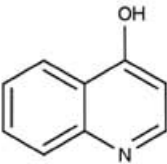

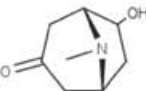
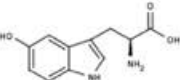


3beta-Hydroxyolean-12-en-28-oic acid
see *Oleanolic acid* (0041 S)

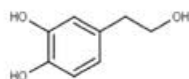


4-Hydroxyphenylacetic acid
ORGANICS / Phenylacetic acid deriv.
MW : 152.15
[156-38-7]
C₈H₈O₃

1 g # 6118
P260 - P280 - P305+P351+P338 - P337+P313
H315 - H319 - H335



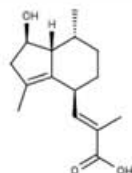
	<p>4-[4-Hydroxyphenyl]-2-butanone = Raspberry ketone ORGANICS / Ketone MW : 164.21 [5471-51-2] $C_{10}H_{12}O_2$</p>	<p>1 g # 8825 P260 - P280 H302</p>		
<p>2-[4-Hydroxyphenyl]ethylalcohol <i>see Tyrosol (4834)</i></p>				
<p>4-Hydroxyphenyl-beta-D-glucopyranoside <i>see Arbutin (0414)</i></p>				
<p>L-4-Hydroxyproline betaine <i>see Betonicine (0605)</i></p>				
<p>4-Hydroxypsoralen <i>see Bergaptal (0590 S)</i></p>				
<p>5-Hydroxypsoralen <i>see Bergaptal (0590 S)</i></p>				
	<p>4-Hydroxyquinoline = 4-Quinolinol ALKALOID / Quinoline MW : 145.2 [611-36-9] C_9H_7NO</p>	<p>100 mg # 1817</p>	<p>P260 - P280 - P305+P351+P338 - P337+P313 H315 - H319 - H335</p>	
<p>3'-Hydroxy-4',5,6,7-tetramethoxyflavone <i>see Eupatorin-5-methylether (1015)</i></p>				
<p>2'-Hydroxy-4,4',6'-trimethoxychalcone <i>see Flavokawain A (1043)</i></p>				
<p>5-Hydroxy-3,4',7-trimethoxyflavone <i>see Kaempferol-3,4',7-trimethylether (1070)</i></p>				
	<p>6-Hydroxytropinone ALKALOID / Tropane MW : 155.2 [5932-53-6] $C_8H_{13}NO_2$</p>	<p>10 mg # 1575</p>	<p>P260 - P262</p>	
	<p>5-Hydroxy-L-Tryptophan Assay (HPLC) ≥98% [with HPLC chromatogram] AMINOACID MW : 220.23 [4350-09-8] $C_{11}H_{12}N_2O_3$</p>	<p>20 mg # 5517 S</p>	<p>P280 - P305+P351+P338 - P337+P313 - P260 - P309+P311 H301 - H315 - H319 - H335</p>	
				


Hydroxytyrosol

Assay (HPLC) ≥98% [with HPLC chromatogram]
 = 2-(3,4-Dihydroxyphenyl)ethanol
 ORGANICS / Phenylacetic acid deriv.
 MW : 154.17
 [10597-60-1]
 $C_8H_{10}O_3$

50 mg # 4999 S

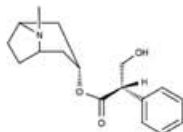
Store away from light.
 Store at <-15 °C
 P260 - P262

3beta-Hydroxyurs-12-en-28-oic acid
see Ursolic acid (0037 S)

Hydroxyvalerenic acid

Assay (HPLC) ≥99% [with HPLC chromatogram]
 = Valerenolic acid
 SESQUITERPENE
 MW : 250.34
 [1619-16-5]
 $C_{15}H_{22}O_3$

10 mg # 3814 S

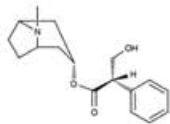
Store at +2/8 °C
 P260 - P262


L-Hyoscyamine

Assay (HPLC) ≥90% [with HPLC chromatogram]
 = L-Tropine tropate
 ALKALOID / Tropane
 MW : 289.38
 [101-31-5]
 $C_{17}H_{23}NO_3$

5 mg # 0669

P260 - P280 - P284 - P309+P311
 H300 - H330


L-Hyoscyamine hydrobromide

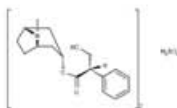
= L-Tropine tropate hydrobromide
 ALKALOID / Tropane
 MW : 370.29
 [306-03-6]
 $C_{17}H_{23}NO_3 \cdot HBr$

5 mg # 0670

P260 - P280 - P284 - P309+P311 - P262
 H310 - H300 - H330



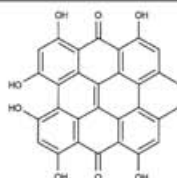
HBr


L-Hyoscyamine sulfate

Assay (HPLC) ≥90% [with HPLC chromatogram]
 ALKALOID / Tropane
 MW : 676.82
 [620-61-1]
 $2C_{17}H_{23}NO_3 \cdot (H_2SO_4)$

10 mg # 1590

Store at +2/8 °C
 P260 - P280 - P284 - P309+P311
 H300 - H330


Hypericin

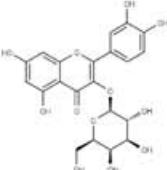
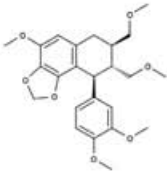
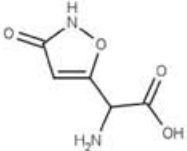

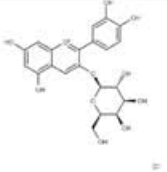
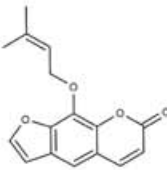


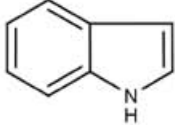




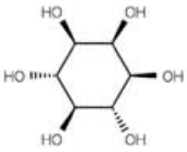
Assay (HPLC) ≥95% [with HPLC chromatogram]
 QUINONE / Anthraquinone
 MW : 504.46
 [548-04-9]
 $C_{30}H_{16}O_8$

10 mg # 0468 S

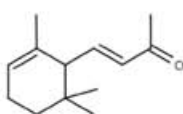

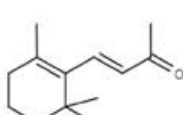

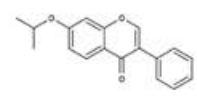

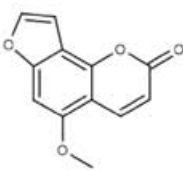
Store in the desiccator and away from light.
 P260 - P280
 H302

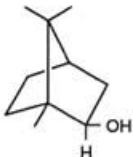

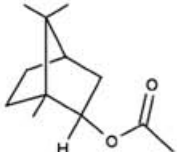
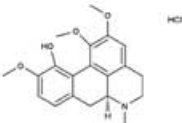

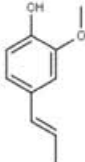

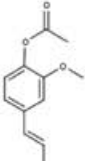

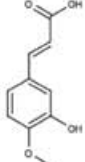


Hyperin

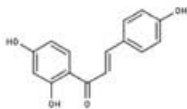

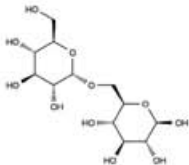
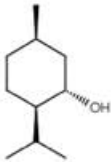
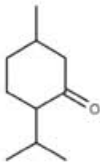
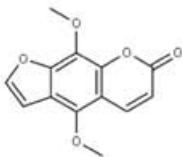
see Hyperoside (1027 S) (9002)

	<p>Hyperoside Assay (HPLC) ≥98% [with HPLC chromatogram] = Quercetin-3-O-galactoside ; Hyperin FLAVONOID / Flavonol MW : 464.38 [482-36-0] C₂₁H₂₀O₁₂</p>	<p>10 mg # 1027 S</p>
<p>Store in the desiccator P260 - P262</p>		
	<p>Hypophyllantin Assay (HPLC) ≥90% [with HPLC chromatogram] LIGNAN MW : 430.5 [33676-00-5] C₂₄H₃₀O₇</p>	<p>5 mg # 8647</p>
<p>P260 - P262</p>		
	<p>Ibotenic acid ex. Amanita pantherina AMINOACID MW : 158.12 [2552-55-8] C₅H₆N₂O₄</p>	<p>1 mg # 7352</p>
<p>P260 - P280 - P309+P311 H301</p>		
	<p>Ideain chloride Assay (HPLC) ≥ 97% [with HPLC chromatogram] = Cyanidin-3-O-galactoside chloride ANTHOCYANID / Cyanidin MW : 484.82 [27661-36-5] C₂₁H₂₁O₁₁Cl</p>	<p>5 mg # 0923 S</p>
<p>Store away from light and moisture. Store at <15 °C P260 - P262</p>		
	<p>Imperatorin Assay (HPLC) ≥ 99% [with HPLC chromatogram] = Ammidin ; 8-Isoamlylenoxypsoralen ; Marmelosin COUMARIN / Furocoumarin MW : 270.29 [482-44-0] C₁₆H₁₄O₄</p>	<p>10 mg # 0519 S</p>
<p>Store away from light. Store at +2/8 °C P260 - P280 - P305+P351+P338 - P309+P311 H301 - H315 - H319 - H335</p>	 	
	<p>Indole ALKALOID / Indole MW : 117.16 [120-72-9] C₈H₇N</p>	<p>1 g # 0650</p>
<p>P280 - P273 - P305+P351+P338 - P315 - P260 - P262 H318 - H302 - H311 - H315 - H335 - H410 - H400</p>	   	
	<p>meso-Inositol for bacteriology = myo-Inositol OLIGOSACCHARIDE MW : 180.17 [87-89-8] C₆H₁₂O₆</p>	<p>1 g # 4349</p>
<p>P260 - P262</p>		

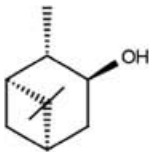
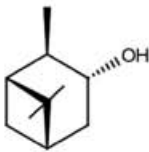
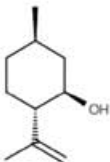

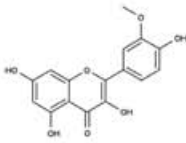
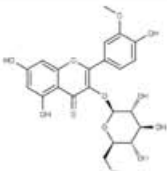
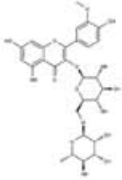
myo-Inositol
see meso-Inositol [4349]

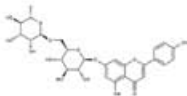
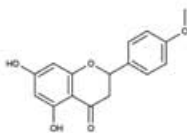
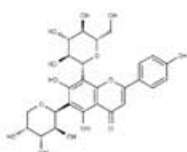
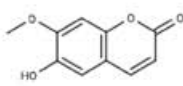
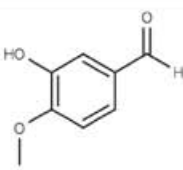

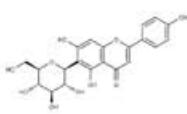
	Inulin OLIGOSACCHARIDE [9005-80-5] $(C_6H_{10}O_5)_n$	P260 - P262	1 g	# 4350
	alpha-Ionone ORGANICS / Ketone MW : 192.3 [127-41-3] $C_{13}H_{20}O$	P260 - P280 - P284 - P309+P311 H334 	100 mg	# 5027
	beta-Ionone Assay [GC] ≥95% [with GC chromatogram] ORGANICS / Ketone MW : 192.3 [79-77-6] $C_{13}H_{20}O$	Store at +2/8 °C P280 - P262 - P260 H315 	1 g	# 5368
	Ipriflavone Assay [HPLC] ≥90% [with HPLC chromatogram] FLAVONOID / Isoflavone MW : 280.33 [35212-22-7] $C_{18}H_{16}O_3$	P260 - P262	100 mg	# 1328
	ISO 11024 test mixture for GC calibration ready to use Benzyl salicylate, beta-Caryophyllene, 1,8-Cineole, n-Decanal, Eugenol, n-Hexanol, Linalool, Linalyl acetate and alpha-Pinene. Assay [GC] [with GC chromatogram] MONOTERPENE		1 g	# 5223 S
		Store at +2/8 °C P210 - P260 - P262 - P280 - P305+P351+P338 - P337+P313 - P273 H226 - H304 - H315 - H319 - H335 - H317 - H411 		
	8-Isoamlynoxypsoalen <i>see Imperatorin (0519 S)</i>			
	Isobergapten Assay [HPLC] ≥98.5% [with HPLC chromatogram] = 5-Hydroxyangelicin methylether COUMARIN / Furocoumarin MW : 216.19 [482-48-4] $C_{12}H_8O_4$		10 mg	# 0538 S
		Store away from light. Store at +2/8 °C P260 - P262		

	<p>(+/-)-Isoborneol Assay (GC) ≥95% (with GC chromatogram) = exo-2-Camphanol MONOTERPENE MW : 154.25 [124-76-5] C₁₀H₁₈O</p>	<p>100 mg # 5030 S</p>
		<p>Store at +2/8 °C P260 - P280 - P262 - P210 H315 - H228</p>
		
	<p>Isobornyl acetate Assay (GC) ≥90% (with GC chromatogram) MONOTERPENE MW : 196.29 [125-12-2] C₁₂H₂₀O₂</p>	<p>100 mg # 5031 S</p>
		<p>Store at +2/8 °C P260 - P262</p>
<p>Isocineole <i>see 1,4-Cineole [5456]</i></p>		
	<p>(+)-Isocorydine hydrochloride Assay (HPLC) ≥95% (with HPLC chromatogram) ALKALOID / Isoquinoline MW : 377.96 [13552-72-2] C₂₀H₂₃NO₄·HCl</p>	<p>10 mg # 1853</p>
		<p>P260 - P280 H302</p>
		
	<p>Ioeugenol [cis-trans] mixture of isomers Assay (GC) ≥90% (cis + trans) (with GC chromatogram) = 2-Methoxy-4-propenylphenol ORGANICS / Phenol MW : 164.21 [97-54-1] C₁₀H₁₂O₂</p>	<p>100 mg # 5366</p>
		<p>Store at +2/8 °C P260 - P280 - P262 - P305+P351+P338 - P337+P313 H302 - H315 - H319 - H335 - H317</p>
		
	<p>Ioeugenylacetate Assay (GC) ≥96% (with GC chromatogram) ORGANICS / Phenol MW : 206.24 [93-29-8] C₁₂H₁₄O₃</p>	<p>100 mg # 5417 S</p>
		<p>Store at +2/8 °C P260 - P280 - P305+P351+P338 - P337+P313 H315 - H319 - H335</p>
		
	<p>Isoferulic acid Assay (HPLC) ≥90% (with HPLC chromatogram) = 3-Hydroxy-4-methoxycinnamic acid ORGANICS / Benzoic acid deriv. MW : 194.19 [537-73-5] C₁₀H₁₀O₄</p>	<p>1 g # 6114</p>
		<p>P280 - P305+P351+P338 - P337+P313 - P260 H315 - H319 - H335</p>
		
<p>4',7-Isolavandiol <i>see (+/-)-Equol [1268]</i></p>		

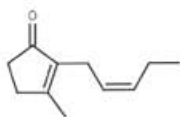
	<p>Isoliquiritigenin Assay (HPLC) ≥95% [with HPLC chromatogram] = 2',4,4'-Trihydroxychalcone POLYPHENOL / Chalcone MW : 256.26 [961-29-5] C₁₅H₁₂O₄</p>	<p>10 mg # 1279</p>
	<p>Isolongifolene Assay (GC) ≥98% [sum of enantiomers] [with GC chromatogram] SESQUITERPENE MW : 204.36 [1135-66-6] C₁₅H₂₄</p>	<p>100 mg # 5438 S</p>
	<p>Isomaltose = 6-O-alpha-D-Glucopyranosyl-D-glucose OLIGOSACCHARIDE MW : 342.3 [499-40-1] C₁₂H₂₂O₁₁</p>	<p>100 mg # 4155</p>
	<p>(+)-Isomenthol Assay (GC) ≥90% [sum of enantiomers] [with GC chromatogram] = (1R,3S,4R)-4-Menthan-3-ol MONOTERPENE MW : 156.27 [23283-97-8] C₁₀H₂₀O</p>	<p>50 mg # 5165 S</p>
	<p>(+)-Isomenthone Assay (GC) ≥97% [with GC chromatogram] MONOTERPENE MW : 154.25 [1196-31-2] C₁₀H₁₈O</p>	<p>100 mg # 5037 S</p>
<p>Isonaringin <i>see Narirutin [1130 S]</i></p>		
<p>Isookanin-7-O-glucoside <i>see Flavanomarein [0058 S]</i></p>		
<p>Isoorientin <i>see Homoorientin [9003] [1055 S]</i></p>		
	<p>Isopimpinellin Assay (HPLC) ≥99% [with HPLC chromatogram] = 4,9-Dimethoxypsoralen COUMARIN / Furocoumarin MW : 246.22 [482-27-9] C₁₃H₁₀O₅</p>	<p>10 mg # 0536 S</p>



	<p>(+)-Isopinocampheol Assay (GC) ≥98% (with GC chromatogram) MONOTERPENE MW : 154.25 [24041-60-9] C₁₀H₁₈O</p>	<p>100 mg # 5468 S</p>
	<p>(-)-Isopinocampheol Assay (GC) ≥97% (with GC chromatogram) MONOTERPENE MW : 154.25 [1196-00-5] C₁₀H₁₈O</p>	<p>100 mg # 5110 S</p>
<p>2-Isopropyl-5-methylphenol <i>see Thymol (5211 S)</i></p>		
	<p>(-)-Isopulegol Assay (GC) ≥99% (with GC chromatogram) MONOTERPENE MW : 154.25 [89-79-2] C₁₀H₁₈O</p>	<p>100 mg # 5036</p>
		
<p>Isoquercitrin <i>see Quercetin-3-O-glucopyranoside (1327 S) (9018)</i></p>		
	<p>Isorhamnetin Assay (HPLC) ≥99% (with HPLC chromatogram) = 3,4',5,7-Tetrahydroxy-3'-methoxyflavone FLAVONOID / Flavonol MW : 316.28 [480-19-3] C₁₆H₁₂O₇</p>	<p>10 mg # 1120 S</p>
	<p>Isorhamnetin-3-O-glucoside Assay (HPLC) ≥95% (with HPLC chromatogram) FLAVONOID / Flavonol MW : 478.41 [5041-82-7] C₂₂H₂₂O₁₂</p>	<p>10 mg # 1228</p>
	<p>Isorhamnetin-3-O-rutinoside Assay (HPLC) ≥99% (with HPLC chromatogram) = Narcissin FLAVONOID / Flavonol MW : 624.56 [604-80-8] C₂₈H₃₂O₁₆</p>	<p>10 mg # 1333 S</p>
<p>Store in the desiccator P260 - P262</p>		

	<p>Isorhoifolin Assay (HPLC) ≥98.5% [with HPLC chromatogram] = Apigenin-7-O-rutinoside FLAVONOID / Flavone MW : 578.53 [552-57-8] C₂₇H₃₀O₁₄</p>	<p>10 mg # 1121 S</p>	<p>P260 - P262</p>
	<p>Isosakuranetin Assay (HPLC) ≥99% [with HPLC chromatogram] = 5,7-Dihydroxy-4'-methoxyflavanone FLAVONOID / Flavanone MW : 286.29 [480-43-3] C₁₆H₁₄O₅</p>	<p>10 mg # 1122 S</p>	<p>P260 - P262</p>
<p>Isosakuranetin-7-O-neohesperidoside <i>see Pancirin [1133 S]</i></p>			
<p>Isosakuranetin-7-O-rutinoside <i>see Didymin [1166 S]</i></p>			
	<p>Isoschaftoside Assay (HPLC) ≥95% [with HPLC chromatogram] = Apigenin-6-C-arabinoside-8-C-glucoside FLAVONOID / Flavone MW : 564.5 [52012-29-0] C₂₆H₂₈O₁₄</p>	<p>10 mg # 1354</p>	<p>Store at +2/8 °C P260 - P262</p>
	<p>Isoscopoletin Assay (HPLC) ≥95% [with HPLC chromatogram] = 6-Hydroxy-7-methoxycoumarin COUMARIN MW : 192.17 [776-86-3] C₁₀H₈O₄</p>	<p>25 mg # 0520</p>	<p>P260 - P262</p>
<p>Isothymol <i>see Carvacrol [5440 S]</i></p>			
	<p>Isovanillin Assay (HPLC) ≥95% [with HPLC chromatogram] = 3-Hydroxy-4-methoxybenzaldehyde ORGANICS / Benzoic acid deriv. MW : 152.15 [621-59-0] C₈H₈O₃</p>	<p>1 g # 6091</p>	<p>P260 - P280 - P305+P351+P338 - P337+P313 H315 - H319 - H335</p>
			
	<p>Isovitexin Assay (HPLC) ≥99% [with HPLC chromatogram] = Apigenin-6-C-glucoside ; Homovitexin ; Saponaretin FLAVONOID / Flavone MW : 432.38 [38953-85-4] C₂₁H₂₀O₁₀</p>	<p>10 mg # 1235 S</p>	<p>Store in the desiccator P260 - P262</p>
<p>Isovitexin-7-O-glucoside <i>see Saponarin [1238 S]</i></p>			

Jacodine
see Seneciphylline (1850)



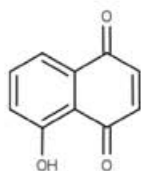
cis-Jasmone
Assay (GC) ≥90% [with GC chromatogram]
MONOTERPENE
MW : 164.25
[488-10-8]
C₁₁H₁₆O

100 mg # 5038

Store at +2/8 °C
P260 - P280 - P305+P351+P338 - P337+P313
H315 - H319 - H335



Jervasic acid
see Chelidonic acid (0701)



Juglone
Assay (HPLC) ≥90% [with HPLC chromatogram]
= 5-Hydroxy-1,4-naphthoquinone
QUINONE / Napthoquinone
MW : 174.16
[481-39-0]
C₁₀H₆O₃

10 mg # 0425

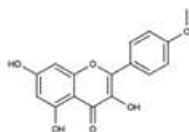
P260 - P280 - P305+P351+P338 - P309+P311
H301 - H315 - H319 - H335



Kaempferide
Assay (HPLC) ≥99% [with HPLC chromatogram]
= 3,5,7-Trihydroxy-4'-methoxyflavone ; Kaempferol-4'-methylether
FLAVONOID / Flavonol
MW : 300.28
[491-54-3]
C₁₆H₁₂O₆

10 mg # 1123 S

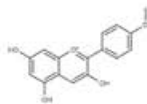
P260 - P262



Kaempferidinidin chloride
Assay (HPLC) ≥98% [with HPLC chromatogram]
= 4'-Methylpelargonidin chloride ; 3,5,7-Trihydroxy-4'-methoxyflavylium chloride
ANTHOCYANID / Pelargonidin
MW : 320.71
[13544-52-0]
C₁₆H₁₃O₅Cl

1 mg # 0944 S

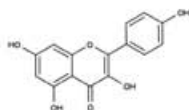
Store in the desiccator and away from light.
P260 - P262



Kaempferol
Assay (HPLC) ≥99% [with HPLC chromatogram]
= 3,4',5,7-Tetrahydroxyflavone
FLAVONOID / Flavonol
MW : 286.25
[520-18-3]
C₁₅H₁₀O₆

20 mg # 1124 S

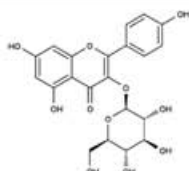
P280 - P305+P351+P338 - P337+P313 - P260
H315 - H319 - H335



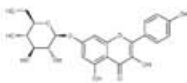
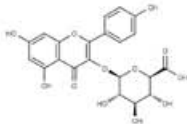
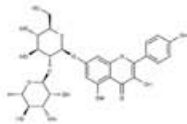
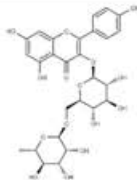
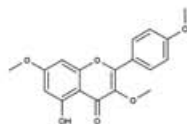
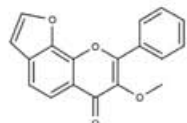
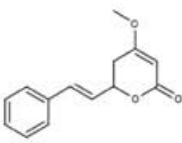

Kaempferol-3-O-glucoside
Assay (HPLC) ≥99% [with HPLC chromatogram]
= Astragalin
FLAVONOID / Flavonol
MW : 448.38
[480-10-4]
C₂₁H₂₀O₁₁

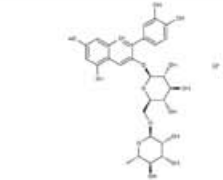
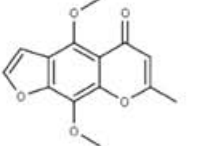
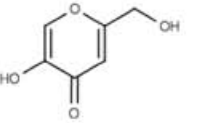
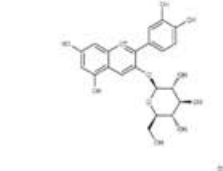
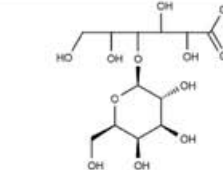

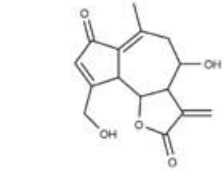
10 mg # 1243 S

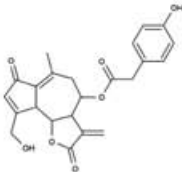

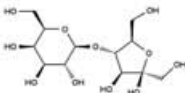
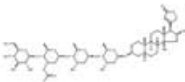

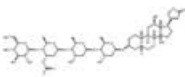

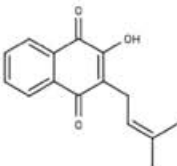

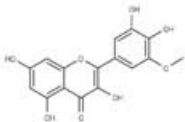
Store in the desiccator
P260 - P262

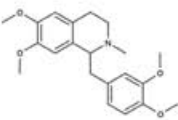
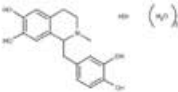

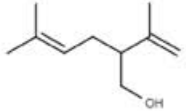
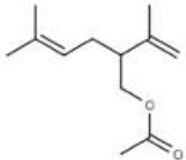
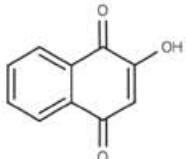
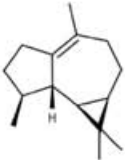


Kaempferol-3-O-glucoside-6''-E-coumaroyl
see Tilioside (1001 S)

	<p>Kaempferol-7-O-glucoside Assay (HPLC) ≥90% [with HPLC chromatogram] = Populin FLAVONOID / Flavonol MW : 448.38 [16290-07-6] C₂₁H₂₀O₁₁</p>	<p>5 mg # 1338</p>
	<p>Kaempferol-3-O-glucuronide Assay (HPLC) ≥98% [with HPLC chromatogram] FLAVONOID / Flavonol MW : 462.37 [22688-78-4] C₂₁H₁₈O₁₂</p>	<p>5 mg # 1356 S</p>
<p>Kaempferol-4'-methylether <i>see Kaempferide (1123 S)</i></p>		
	<p>Kaempferol-7-O-neohesperidoside Assay (HPLC) ≥95% [with HPLC chromatogram] FLAVONOID / Flavonol MW : 594.53 [17353-03-6] C₂₇H₃₀O₁₅</p>	<p>10 mg # 1069</p>
<p>Kaempferol-3-O-robinoside-7-O-rhamnoside <i>see Robinin (1032)</i></p>		
	<p>Kaempferol-3-O-rutinoside Assay (HPLC) ≥98% [with HPLC chromatogram] = Nicotiflorin FLAVONOID / Flavonol MW : 594.53 [17650-84-9] C₂₇H₃₀O₁₅</p>	<p>10 mg # 1053 S</p>
	<p>Kaempferol-3,4',7-trimethylether Assay (HPLC) ≥95% [with HPLC chromatogram] = 5-Hydroxy-3,4',7-trimethoxyflavone FLAVONOID / Flavonol MW : 328.33 [15486-34-7] C₁₈H₁₆O₆</p>	<p>10 mg # 1070</p>
	<p>Karanjin Assay (HPLC) ≥90% [with HPLC chromatogram] FLAVONOID / Flavonol MW : 292.3 [521-88-0] C₁₈H₁₂O₄</p>	<p>10 mg # 1071</p>
	<p>DL-Kawain for biochemistry Assay (HPLC) ≥95% [with HPLC chromatogram] ORGANICS / Lactone MW : 230.26 [3155-48-4] C₁₄H₁₄O₃</p>	<p>1 g # 6550</p>
		<p>P260 - P280 H302</p>
		

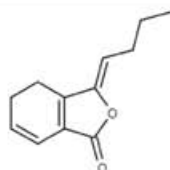
	<p>Keracyanin chloride Assay (HPLC) ≥96% [with HPLC chromatogram] = Cyanidin-3-O-rutinoside chloride ANTHOCYANID / Cyanidin MW : 630.98 [18719-76-1] C₂₇H₃₁O₁₅Cl</p>	<p>10 mg # 0914 S</p>
	<p>Khellin Assay (HPLC) ≥95% [with HPLC chromatogram] XANTHONE MW : 260.25 [82-02-0] C₁₄H₁₂O₅</p>	<p>25 mg # 6551 P260 - P280 - P284 - P309+P311 - P305+P351+P338 H301 - H331 - H311 - H315 - H319 - H335</p>
	<p>Kojic acid = 2-Hydroxymethyl-5-hydroxy-gamma-pyrone ORGANICS / Pyrone MW : 142.12 [501-30-4] C₆H₆O₄</p>	<p>1 g # 6553 P260 - P262</p>
	<p>Kuromanin chloride Assay (HPLC) ≥ 96% [with HPLC chromatogram] = Chrysanthemine chloride ; Cyanidin-3-O-glucoside chloride ; Asterin chloride ANTHOCYANID / Cyanidin MW : 484.82 [7084-24-4] C₂₁H₂₁O₁₁Cl</p>	<p>10 mg # 0915 S Store away from light and moisture. Store at <15 °C P260 - P262</p>
<p>Kusagin <i>see Verbascoside (4994 S)</i></p>		
	<p>Lactobionic acid OLIGOSACCHARIDE MW : 358.3 [96-82-2] C₁₂H₂₂O₁₂</p>	<p>1 g # 4165 P260 - P262</p>
	<p>D-(+)-Lactose OLIGOSACCHARIDE MW : 342.3 [10039-26-6] C₁₂H₂₂O₁₁</p>	<p>1 g # 4166 P260 - P262</p>
	<p>Lactucin Assay (HPLC) ≥95% [with HPLC chromatogram] SESQUITERPENE MW : 276.29 [1891-29-8] C₁₅H₁₆O₅</p>	<p>5 mg # 3809 Store at +2/8 °C P260 - P262</p>

	<p>Lactucopicrin Assay (HPLC) ≥95% [with HPLC chromatogram] = Lactucopicrin SESQUITERPENE MW : 410.42 [65725-11-3] C₂₃H₂₂O₇</p>	<p>5 mg # 3813</p>
		<p>Store at +2/8 °C P260 - P262</p>
	<p>Lactulose = 4-O-beta-D-Galactopyranosyl-D-fructose OLIGOSACCHARIDE MW : 342.3 [4618-18-2] C₁₂H₂₂O₁₁</p>	<p>1 g # 4167</p>
<p>Lactucopicrin <i>see Lactucopicrin [3813]</i></p>		
	<p>Lanatoside B Assay (HPLC) ≥85% [with HPLC chromatogram] TRITERPENE / Cardioglycoside MW : 985.14 [17575-21-2] C₄₉H₇₆O₂₀</p>	<p>5 mg # 0816</p>
		<p>P260 - P280 - P284 - P309+P311 H301 - H331 - H373</p>
		
	<p>Lanatoside C Assay (HPLC) ≥95% [with HPLC chromatogram] TRITERPENE / Cardioglycoside MW : 985.14 [17575-22-3] C₄₉H₇₆O₂₀</p>	<p>10 mg # 0817</p>
		<p>P260 - P280 - P284 - P309+P311 H331 - H311 - H301</p>
		
	<p>Lapachol Assay (HPLC) ≥95% [with HPLC chromatogram] = 2-Hydroxy-3-[3-methylbut-2-enyl]-1,4-naphthoquinone QUINONE / Napthoquinone MW : 242.28 [84-79-7] C₁₅H₁₄O₃</p>	<p>10 mg # 0481</p>
		<p>P260 - P262 - P280 - P305+P351+P338 - P337+P313 H302 - H332 - H312 - H315 - H319 - H335</p>
		
	<p>Laricitrin Assay (HPLC) ≥99% [with HPLC chromatogram] = 3,4',5,5',7-Pentahydroxy-3'-methoxyflavone FLAVONOID / Flavonol MW : 332.27 [53472-37-0] C₁₆H₁₂O₈</p>	<p>5 mg # 1340 S</p>
		<p>P260 - P262</p>

	<p>DL-Laudanosine Assay (HPLC) ≥95% [with HPLC chromatogram] ALKALOID / Isoquinoline MW : 357.46 [1699-51-0] $C_{21}H_{27}NO_4$</p>	<p>100 mg # 1526 P260 - P280 - P284 - P309+P311 H370 - H301 - H331 - H311</p>
	<p>DL-Laudanosoline hydrobromide trihydrate ALKALOID / Isoquinoline MW : 436.3 [303136-74-5] $C_{17}H_{19}NO_4 \cdot HBr \cdot 3H_2O$</p>	<p>10 mg # 1580 P260 - P280 - P305+P351+P338 - P337+P313 H315 - H319 - H335</p>
	<p>Lauric acid = Dodecanoic acid LIPID / Fatty acid deriv. MW : 200.32 [143-07-7] $C_{12}H_{24}O_2$</p>	<p>100 mg # 3036 P260 - P262 - P273 H412</p>
	<p>(+/-)-Lavandulol Assay (GC) ≥95% (with GC chromatogram) MONOTERPENE MW : 154.25 [58461-27-1] $C_{10}H_{18}O$</p>	<p>100 mg # 5405 S Store at +2/8 °C P260 - P262</p>
	<p>(+/-)-Lavandulyl acetate Assay (GC) ≥95% (with GC chromatogram) = Acetic acid lavandulylester MONOTERPENE MW : 196.29 [25905-14-0] $C_{12}H_{20}O_2$</p>	<p>100 mg # 5406 S Store at +2/8 °C P280 - P305+P351+P338 - P337+P313 - P260 H315 - H319</p>
	<p>Lawsone Assay (HPLC) ≥95% [with HPLC chromatogram] = 2-Hydroxy-1,4-naphthoquinone QUINONE / Napthoquinone MW : 174.16 [83-72-7] $C_{10}H_6O_3$</p>	<p>1 g # 0424 P260 - P280 - P305+P351+P338 - P337+P313 H315 - H319 - H335</p>
	<p>(+)-Ledene SESQUITERPENE MW : 204.36 [21747-46-6] $C_{15}H_{24}$</p>	<p>100 mg # 3804 Store at +2/8 °C P260 - P262</p>
<p>Lemonol <i>see Geraniol [5023 S]</i></p>		

Lespecapitose
see *Homoorientin* (9003) (1055 S)

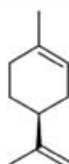
Leucenol
see *L-Mimosine* (1512)



Ligustilide
Assay [GC] ≥95% (with GC chromatogram)
ORGANICS / Lactone
MW : 190.24
[4431-01-0]
C₁₂H₁₄O₂

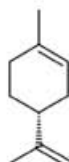
50 mg # 5397 S
Store at +2/8 °C
P260 - P262

Limettin
see *Citropten* (0581 S)



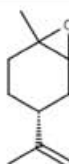
S-(-)-Limonene
Assay [GC] ≥98% (sum of enantiomers) (with GC chromatogram)
MONOTERPENE
MW : 136.24
[5989-54-8]
C₁₀H₁₆

100 mg # 5454 S
Store at +2/8 °C
P260 - P280 - P262 - P210 - P273
H315 - H317 - H410 - H400 - H226



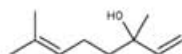
R-(+)-Limonene
Assay [GC] ≥99% (sum of enantiomers) (with GC chromatogram)
MONOTERPENE
MW : 136.24
[5989-27-5]
C₁₀H₁₆

100 mg # 5082 S
Store at +2/8 °C
P260 - P280 - P262 - P210 - P273
H315 - H317 - H410 - H226 - H400



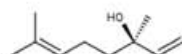
Limonene oxide
Assay [GC] ≥95% (sum of enantiomers) (with GC chromatogram)
MONOTERPENE
MW : 152.24
[1195-92-2]
C₁₀H₁₆O

100 mg # 5367 S
Store at +2/8 °C
P280 - P305+P351+P338 - P337+P313 - P260
H315 - H319



(+/-)-Linalool
Assay [GC] ≥96.5% (sum of enantiomers) (with GC chromatogram)
MONOTERPENE
MW : 154.25
[78-70-6]
C₁₀H₁₈O

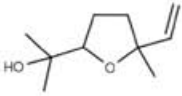

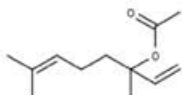

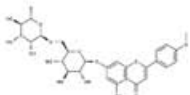
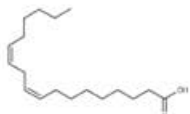
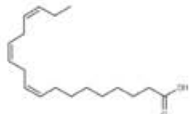
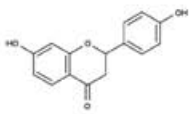
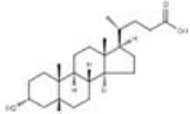
100 mg # 5041 S
Store at +2/8 °C
P260 - P280 - P305+P351+P338 - P337+P313
H315 - H319 - H335



(-)-Linalool
Assay [GC] ≥95% (sum of enantiomers) (with GC chromatogram)
MONOTERPENE
MW : 154.25
[126-91-0]
C₁₀H₁₈O

1 g # 5430
Store at +2/8 °C
P280 - P305+P351+P338 - P337+P313 - P260
H315 - H319 - H335



	<p>Linalool oxide Assay (GC) ≥95% (sum of isomers) [with GC chromatogram] MONOTERPENE MW : 170.25 [60047-17-8] $C_{10}H_{18}O_2$</p>	<p>100 mg # 5447 Store at +2/8 °C P260 - P280 - P305+P351+P338 - P337+P313 H302 - H315 - H319 - H335</p>
		
	<p>Linalyl acetate Assay (GC) ≥95% (with GC chromatogram) = 3,7-Dimethyl-1,6-octadien-3-yl acetate MONOTERPENE MW : 196.29 [115-95-7] $C_{12}H_{20}O_2$</p>	<p>100 mg # 5004 S Store at +2/8 °C P260 - P280 - P305+P351+P338 - P337+P313 H315 - H319 - H335</p>
		
	<p>Linarin Assay (HPLC) ≥98.5% [with HPLC chromatogram] = Acacetin-7-O-rutinoside FLAVONOID / Flavone MW : 592.56 [480-36-4] $C_{28}H_{32}O_{14}$</p>	<p>10 mg # 1169 S Store in the desiccator P260 - P262</p>
	<p>Linoleic acid Assay (GC) ≥99% (with GC chromatogram) LIPID / Fatty acid deriv. MW : 280.46 [60-33-3] $C_{18}H_{32}O_2$</p>	<p>100 mg # 2747 S Store at +2/8 °C P260 - P262</p>
	<p>Linolenic acid Assay (GC) ≥96% (sum of isomers) [with GC chromatogram] LIPID / Fatty acid deriv. MW : 278.44 [463-40-1] $C_{18}H_{30}O_2$</p>	<p>100 mg # 2745 S Store at +2/8 °C P260 - P262</p>
	<p>Liquiritigenin Assay (HPLC) ≥98.5% [with HPLC chromatogram] = 4',7-Dihydroxyflavanone FLAVONOID / Flavanone MW : 256.27 [41680-09-5] $C_{15}H_{12}O_4$</p>	<p>10 mg # 1150 S P260 - P262</p>
	<p>Lithocholic acid STEROID MW : 376.58 [434-13-9] $C_{24}H_{40}O_3$</p>	<p>100 mg # 3530 P260 - P262</p>

Supplied by:



Greyhound Chromatography and Allied Chemicals
6 Kelvin Park, Birkenhead, Merseyside CH41 1LT
United Kingdom

Tel: +44 (0) 151 649 4000
Fax: +44 (0) 151 649 4001
Email: sales@greyhoundchrom.com
Web: www.greyhoundchrom.com

Scan me to visit
greyhoundchrom.com



Follow us:



Twitter: @greychrom
Facebook: www.facebook.com/GreyhoundChromatography
Google+: www.google.com/+Greyhoundchrom
YouTube: www.youtube.com/GreyhoundChrom
LinkedIn: www.linkedin.com/company/greyhound-chromatography