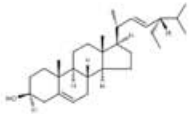
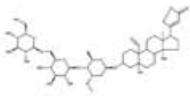

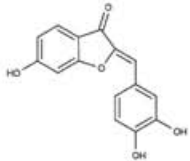
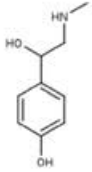


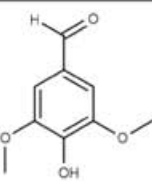

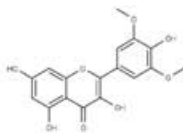
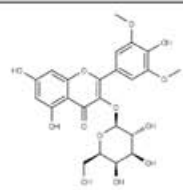
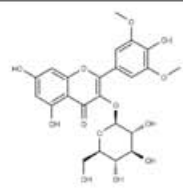
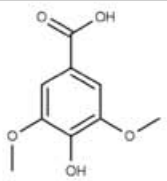
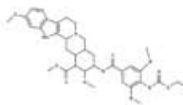
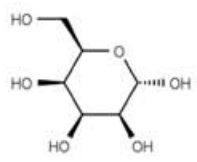
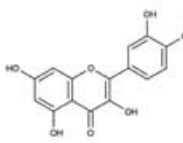
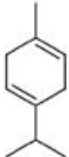

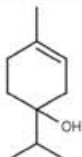


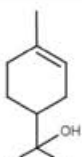



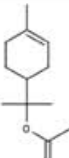

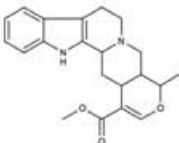

	<p>Stevioside Assay (HPLC) ≥98% [with HPLC chromatogram] DITERPENE MW : 804.89 [57817-89-7] C₃₈H₆₀O₁₈</p>	<p>10 mg # 3725 S Store away from light. Store at +2/8 °C P260 - P262</p>
	<p>Stigmasterol Assay (GC) ≥90% [with GC chromatogram] PHYTOSTEROL MW : 412.7 [83-48-7] C₂₉H₄₈O</p>	<p>100 mg # 3537 P260 - P262</p>
<p>3,4',5-Stilbenetriol <i>see Resveratrol (4963 S)</i></p>		
<p>K-Strophanthin alpha <i>see Cymarina (0809)</i></p>		
	<p>K-Strophanthoside Assay (HPLC) ≥90% [with HPLC chromatogram] TRITERPENE / Cardioglycoside MW : 872.96 [33279-57-1] C₄₂H₆₄O₁₉</p>	<p>5 mg # 0858 P260 - P280 - P309+P311 - P284 H373 - H301 - H331 </p>
<p>Stylophorine <i>see (+)-Chelidonine (0603)</i></p>		
<p>D-(+)-Sucrose <i>see D-(+)-Saccharose (4454)</i></p>		
	<p>Sulfuretin Assay (HPLC) ≥99% [with HPLC chromatogram] = 3',4',6-Trihydroxyaurone POLYPHENOL / Aurone MW : 270.25 [120-05-8] C₁₅H₁₀O₅</p>	<p>5 mg # 0088 S P260 - P262</p>
	<p>(+/-)-Synephrine Assay (HPLC) ≥95% [with HPLC chromatogram] ALKALOID MW : 167.21 [94-07-5] C₉H₁₃NO₂</p> 	<p>100 mg # 1591 Store at +2/8 °C P260 - P280 - P305+P351+P338 - P337+P313 H315 - H319 - H335 </p>
	<p>Syringaldehyde = 3,5-Dimethoxy-4-hydroxybenzaldehyde ORGANICS / Benzoic acid deriv. MW : 182.18 [134-96-3] C₉H₁₀O₄</p>	<p>1 g # 6105 P260 - P280 - P305+P351+P338 - P337+P313 H315 - H319 - H335 </p>

	<p>Syringetin Assay (HPLC) ≥99% [with HPLC chromatogram] = 3,4',5,7-Tetrahydroxy-3',5'-dimethoxyflavone FLAVONOID / Flavonol MW : 346.3 [4423-37-4] C₁₇H₁₄O₈</p>	<p>10 mg # 1239 S</p>
	<p>Syringetin-3-O-galactoside Assay (HPLC) ≥99% [with HPLC chromatogram] FLAVONOID / Flavonol MW : 508.43 [55025-56-4] C₂₃H₂₄O₁₃</p>	<p>5 mg # 1246 S</p>
	<p>Syringetin-3-O-glucoside Assay (HPLC) ≥99% [with HPLC chromatogram] FLAVONOID / Flavonol MW : 508.43 [40039-49-4] C₂₃H₂₄O₁₃</p>	<p>5 mg # 1245 S</p>
	<p>Syringic acid Assay (HPLC) ≥95% [with HPLC chromatogram] = 4-Hydroxy-3,5-dimethoxybenzoic acid ORGANICS / Benzoic acid deriv. MW : 198.18 [530-57-4] C₉H₁₀O₅</p>	<p>1 g # 6107</p>
	<p>Syrosingopine Assay (HPLC) ≥90% [with HPLC chromatogram] ALKALOID / Indole MW : 666.73 [84-36-6] C₃₅H₄₂N₂O₁₁</p>	<p>100 mg # 1691</p>
	<p>D-Talose OLIGOSACCHARIDE MW : 180.17 [2595-98-4] C₆H₁₂O₆</p>	<p>20 mg # 4285</p>
	<p>Tamarixetin Assay (HPLC) ≥99% [with HPLC chromatogram] = Quercetin-4'-methylether ; 3,3',5,7-Tetrahydroxy-4'-methoxyflavone FLAVONOID / Flavonol MW : 316.28 [603-61-2] C₁₆H₁₂O₇</p>	<p>10 mg # 1140 S</p>



	<p>Tangeretin Assay (HPLC) ≥95% [with HPLC chromatogram] = 4',5,6,7,8-Pentamethoxyflavone FLAVONOID / Flavone MW : 372.38 [481-53-8] C₂₀H₂₀O₇</p>	<p>10 mg # 1033 P260 - P280 - P309+P311 H301 </p>
	<p>Tanshinone II A Assay (HPLC) ≥98% [with HPLC chromatogram] QUINONE MW : 294.35 [568-72-9] C₁₉H₁₈O₃</p>	<p>10 mg # 3727 S P260 - P262</p>
	<p>L-(+)-Tartaric acid ORGANICS MW : 150.09 [87-69-4] C₄H₆O₆</p>	<p>1 g # 0781 P280 - P305+P351+P338 - P337+P313 H319 </p>
	<p>(+)-Taxifolin Assay (HPLC) ≥99% [with HPLC chromatogram] = (2R,3R)-Dihydroquercetin ; (+)-3',3',4',5,7-Pentahydroxyflavanone FLAVONOID / Flavanone MW : 304.26 [17654-26-1] C₁₅H₁₂O₇</p>	<p>20 mg # 1359 S P260 - P262 </p>
	<p>Tectochrysin Assay (HPLC) ≥90% [with HPLC chromatogram] = Chrysin-7-methylether ; 5-Hydroxy-7-methoxyflavone FLAVONOID / Flavone MW : 268.28 [520-28-5] C₁₆H₁₂O₄</p>	<p>10 mg # 1220 P260 - P262</p>
	<p>alpha-Terpinene Assay (GC) ≥95% [with GC chromatogram] MONOTERPENE MW : 136.24 [99-86-5] C₁₀H₁₆</p>	<p>100 mg # 5064 S Store at +2/8 °C P260 - P280 - P210 - P305+P351+P338 - P337+P313 - P273 H302 - H315 - H319 - H335 - H411 - H226 </p>

	<p>gamma-Terpinene Assay (GC) ≥97% (with GC chromatogram) MONOTERPENE MW : 136.24 [99-85-4] C₁₀H₁₆</p>	<p>100 mg # 5065 S</p>	
<p>Store at +2/8 °C P260 - P280 - P305+P351+P338 - P337+P313 - P210 H315 - H319 - H335 - H226</p>			
	<p>Terpinen-4-ol Assay (GC) ≥95% (with GC chromatogram) = p-Menth-1-en-4-ol MONOTERPENE MW : 154.25 [562-74-3] C₁₀H₁₈O</p>	<p>1 g # 5261</p>	
<p>Store at +2/8 °C P260 - P280 - P305+P351+P338 - P337+P313 H302 - H315 - H319 - H335</p>			
		<p>alpha-Terpineol mixture of isomers Assay (GC) ≥96% (sum of enantiomers) (with GC chromatogram) MONOTERPENE MW : 154.25 [98-55-5] C₁₀H₁₈O</p>	<p>100 mg # 5077 S</p>
<p>P260 - P280 - P305+P351+P338 - P337+P313 H315 - H319 - H335</p>			
	<p>Terpinolene Assay (GC) ≥95% (with GC chromatogram) MONOTERPENE MW : 136.24 [586-62-9] C₁₀H₁₆</p>	<p>100 mg # 5067 S</p>	
<p>Store at +2/8 °C P260 - P262 - P273 H400 - H410</p>			
	<p>Terpinyl acetate Assay (GC) ≥85% (with GC chromatogram) MONOTERPENE MW : 196.29 [80-26-2] C₁₂H₂₀O₂</p>	<p>100 mg # 5116 S</p>	
<p>Store at +2/8 °C P280 - P305+P351+P338 - P337+P313 - P260 H319 - H315</p>			
	<p>Tetrahydroalstonine ALKALOID / Indole MW : 352.43 [6474-90-4] C₂₁H₂₄N₂O₃</p>	<p>10 mg # 1830</p>	
<p>P260 - P280 H302</p>			
<p>1,2,3,4-Tetrahydro-1-methyl-6,7-isoquinolinediol hydrobromide <i>see Salsolinol hydrobromide (1764)</i></p>			
<p>2',3,4,4'-Tetrahydrochalcone <i>see Butein (1103 S)</i></p>			

2',4,4',6'-Tetrahydroxydihydrochalcone
see *Phloretin* [1360 S]

3,4',5,7-Tetrahydroxy-3',5'-dimethoxyflavone
see *Syringetin* [1239 S]

3,4',5,7-Tetrahydroxy-3',5'-dimethoxyflavylium chloride
see *Malvidin chloride* [0913 S]

3,3',4',7-Tetrahydroxyflavanone
see *Fustin* [1339 S]

3',4',5,7-Tetrahydroxyflavanone
see *Eriodictyol* [1111 S]

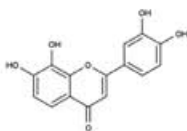
3',4',7,8-Tetrahydroxyflavanone-7-O-glucoside
see *Flavanomarein* [0058 S]

2',3,5,7-Tetrahydroxyflavone
see *Datiscetin* [1141 S]

3,3',4',7-Tetrahydroxyflavone
see *Fisetin* [1167 S]

3,4',5,7-Tetrahydroxyflavone
see *Kaempferol* [1124 S] [9008]

3',4',5,7-Tetrahydroxyflavone
see *Luteolin* [1125 S]



3',4',7,8-Tetrahydroxyflavone
Assay (HPLC) ≥90% (with HPLC chromatogram)
FLAVONOID / Flavone
MW : 286.25
[3440-24-2]
C₁₅H₁₀O₆

10 mg # 1307

P260 - P262

4',5,6,7-Tetrahydroxyflavone
see *Scutellarein* [1334 S]

3,3',4',7-Tetrahydroxyflavylium chloride
see *Fisetinidin chloride* [0926 S]

3,4',5,7-Tetrahydroxyflavylium chloride
see *Pelargonidin chloride* [0912 S]

3',4',5,7-Tetrahydroxyflavylium chloride
see *Luteolinidin chloride* [0925 S]

3,4',5,7-Tetrahydroxy-3'-methoxyflavone
see *Isorhamnetin* [9007] [1120 S]

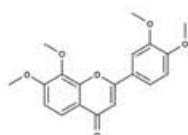
3,3',5,7-Tetrahydroxy-4'-methoxyflavone
see *Tamarixetin* [1140 S]

3,3',4',5-Tetrahydroxy-7-methoxyflavone
see Rhamnetin [1136 S]

3,4',5,7-Tetrahydroxy-3'-methoxyflavylium chloride
see Peonidin chloride [0906 S]

3',4',5,7-Tetrahydroxy-3-methoxyflavone
see Quercetin-3-methylether [1342]

3',4',5,7-Tetramethoxyflavone
see Luteolin tetramethylether [1275]



3',4',7,8-Tetramethoxyflavone
 Assay (HPLC) ≥95% [with HPLC chromatogram]
 FLAVONOID / Flavone
 MW : 342.35
 [65548-55-2]
 C₁₉H₁₈O₆

10 mg # 1308

P260 - P262

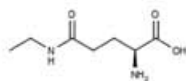
4',5,6,7-Tetramethoxyflavone
see Scutellarein tetramethylether [1278]



(S,S)-(+)-Tetrandrine
 ALKALOID / Isoquinoline
 MW : 622.77
 [518-34-3]
 C₃₈H₄₂N₂O₆

10 mg # 1879

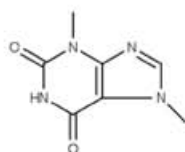
P260 - P280
 H302



L-Theanine
 Assay (HPLC) ≥98% [with HPLC chromatogram]
 AMINOACID
 MW : 174.2
 [3081-61-6]
 C₇H₁₄N₂O₃

20 mg # 5514 S

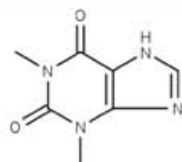
Store at +2/8 °C
 P260 - P262 - P280
 H315 - H317



Theobromine
 Assay (HPLC) ≥95% [with HPLC chromatogram]
 ALKALOID / Purine
 MW : 180.17
 [83-67-0]
 C₇H₈N₄O₂

1 g # 0678

P260 - P280
 H302 - H351

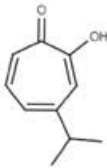

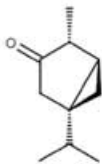

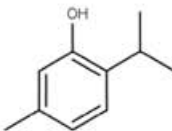



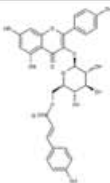
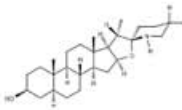

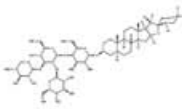



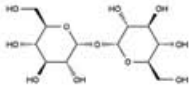

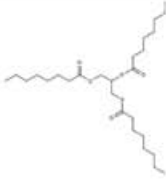
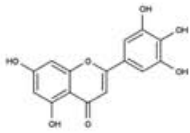
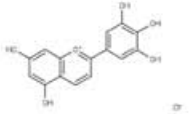
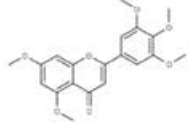
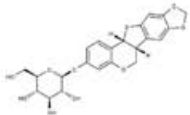
Theophylline
 Assay (HPLC) ≥95% [with HPLC chromatogram]
 ALKALOID / Purine
 MW : 180.17
 [58-55-9]
 C₇H₈N₄O₂

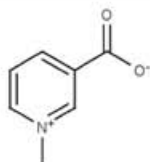
1 g # 0679

P260 - P280 - P309+P311
 H301



	Thevetigenin <i>see Digitoxigenin (0820)</i>		
	beta-Thujaplicin Assay (GC) ≥98% (with GC chromatogram) MONOTERPENE MW : 164.21 [499-44-5] C ₁₀ H ₁₂ O ₂	100 mg	# 5068
		Store at +2/8 °C P260 - P280 H302	
	alpha-(-)-Thujone Assay (GC) ≥96% (with GC chromatogram) MONOTERPENE MW : 152.24 [546-80-5] C ₁₀ H ₁₆ O	100 mg	# 5420
		Store at +2/8 °C P260 - P280 H302	
	Thymol Assay (GC) ≥99% (with GC chromatogram) = 2-Isopropyl-5-methylphenol MONOTERPENE MW : 150.22 [89-83-8] C ₁₀ H ₁₄ O	1 g	# 5211 S
		Store at +2/8 °C P260 - P280 - P302+P352 - P305+P351+P338 - P332+P313 - P337+P313 - P273 H302 - H314 - H411	  
	Tiliroside Assay (HPLC) ≥99% (with HPLC chromatogram) = Kaempferol-3-O-glucoside-6''-E-coumaroyl FLAVONOID / Flavonol MW : 594.53 [20316-62-5] C ₃₀ H ₂₆ O ₁₃	10 mg	# 1001 S
		P260 - P262	
	Toddaline <i>see Chelerythrine (1558)</i>		
	m-Tolyl acetate <i>see m-Cresyl acetate (4840)</i>		
	Tomatidine ALKALOID / Triterpenoid MW : 415.67 [77-59-8] C ₂₇ H ₄₅ NO ₂	10 mg	# 0684
		P260 - P280 H302	
	Tomatine ALKALOID / Triterpenoid MW : 1034.21 [17406-45-0] C ₅₀ H ₈₃ NO ₂₁	100 mg	# 0602
		P260 - P280 H302	

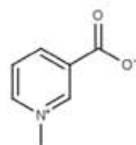
	<p>Trehalose OLIGOSACCHARIDE MW : 342.3 [6138-23-4] C₁₂H₂₂O₁₁</p>	P260 - P262	1 g	# 4067
	<p>Tricaprin = Glycerin tricaprinate LIPID / Fatty acid deriv. MW : 554.86 [621-71-6] C₃₃H₆₂O₆</p>	Store at +2/8 °C P260 - P262	1 g	# 3063
	<p>Tricaprylin = Glycerin tricaprilate LIPID / Fatty acid deriv. MW : 470.7 [538-23-8] C₂₇H₅₀O₆</p>	Store at +2/8 °C P260 - P262	1 g	# 3065
	<p>Tricetin Assay (HPLC) ≥99% [with HPLC chromatogram] = 3',4',5,5',7-Pentahydroxyflavone FLAVONOID / Flavone MW : 302.24 [520-31-0] C₁₅H₁₀O₇</p>	P260 - P262	5 mg	# 1335 S
	<p>Tricetinidin chloride Assay (HPLC) ≥95% [with HPLC chromatogram] = 3',4',5,5',7-Pentahydroxyflavylium chloride ANTHOCYANID MW : 322.7 [65618-21-5] C₁₅H₁₁O₆Cl</p>	Store in the desiccator and away from light. P260 - P262	5 mg	# 0934
	<p>Tricetin-3',4',5,5',7-pentamethylether Assay (HPLC) ≥95% [with HPLC chromatogram] = 3',4',5,5',7-Pentamethoxyflavone FLAVONOID / Flavone MW : 372.38 [53350-26-8] C₂₀H₂₀O₇</p>	P260 - P262	5 mg	# 1306
	<p>Triflorrhizin FLAVONOID / Pterocarpin MW : 446.41 [6807-83-6] C₂₂H₂₂O₁₀</p>	P260 - P262	10 mg	# 8810
<p>Tricetin trimethylether <i>see 5,7-Dihydroxy-3',4',5'-trimethoxyflavone [1106 S]</i></p>				


Trigonelline

Assay (HPLC) ≥95% [with HPLC chromatogram]
 ALKALOID / Azine
 MW : 137.15
 [535-83-1]
 $C_7H_7NO_2$

100 mg # 1523

Store in the desiccator and away from light.
 P260 - P262



HCl

Trigonelline hydrochloride

Assay (HPLC) ≥95% [with HPLC chromatogram]
 ALKALOID / Azine
 MW : 173.61
 [6138-41-6]
 $C_7H_7NO_2 \cdot HCl$

100 mg # 1524

Store in the desiccator and away from light.
 P260 - P262

3',4',6-Trihydroxyaurone

see *Sulfuretin (0088 S)*

2,4,6-Trihydroxybenzaldehyde

see *Phloroglucinol carboxaldehyde (6142)*

2,4,6-Trihydroxybenzoic acid

see *Phloroglucinol carboxylic acid (6145)*

3,4,5-Trihydroxybenzoic acid

see *Gallic acid (4993 S)*

3,4,5-Trihydroxybenzoic acid methylester

see *Methylgallate (6081)*

2',4,4'-Trihydroxychalcone

see *Isoliquiritigenin (1279)*

3,4',5-Trihydroxy-3',7-dimethoxyflavone

see *Rhamnazin (1305 S)*

3',5,7-Trihydroxy-3,4'-dimethoxyflavone

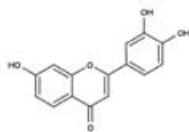
see *Quercetin-3,4'-dimethylether (1023)*

4',5,7-Trihydroxyflavanone

see *Naringenin (1128 S)*

3,4',7-Trihydroxyflavone

see *Resokaempferol (1251)*


3',4',7-Trihydroxyflavone

Assay (HPLC) ≥90% [with HPLC chromatogram]
 FLAVONOID / Flavone
 MW : 270.25
 [2150-11-0]
 $C_{15}H_{10}O_5$

10 mg # 1223

P260 - P262

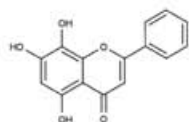
3,5,7-Trihydroxyflavone

see *Galangin (1114 S)*

4',5,7-Trihydroxyflavone

see *Apigenin (1102 S) (9004)*

5,6,7-Trihydroxyflavone
see Baicalein (1171)



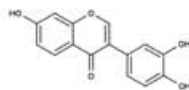
5,7,8-Trihydroxyflavone

Assay (HPLC) ≥90% [with HPLC chromatogram]
 = Norwogonin
 FLAVONOID / Flavone
 MW : 270.25
 [4443-09-8]
 C₁₅H₁₀O₅

5 mg # 1225

P260 - P262

3,7,4'-Trihydroxyflavylum chloride
see Guibourtinidin chloride (0933)



3',4',7-Trihydroxyisoflavone

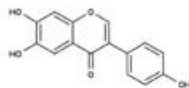
Assay (HPLC) ≥90% [with HPLC chromatogram]
 = 3'-Hydroxydaidzein
 FLAVONOID / Isoflavone
 MW : 270.25
 [485-63-2]
 C₁₅H₁₀O₅

10 mg # 1309

P280 - P305+P351+P338 - P337+P313 - P260
 H315 - H319 - H335



4',5,7-Trihydroxyisoflavone
see Genistein (1097)



4',6,7-Trihydroxyisoflavone

Assay (HPLC) ≥95% [with HPLC chromatogram]
 = Demethyltexasin
 FLAVONOID / Isoflavone
 MW : 270.25
 [17817-31-1]
 C₁₅H₁₀O₅

5 mg # 1052

P260 - P262

2',4,4'-Trihydroxy-3-methoxychalcone
see Homobutein (1117 S)

3',5,7-Trihydroxy-4'-methoxyflavanone
see Hesperetin (1115 S)

4',5,7-Trihydroxy-3'-methoxyflavanone
see Homoeriodictyol (1118 S)

3,4',7-Trihydroxy-3'-methoxyflavone
see Geraldol (1168 S)

3,5,7-Trihydroxy-4'-methoxyflavone
see Kaempferide (1123 S)

3',5,7-Trihydroxy-4'-methoxyflavone
see Diosmetin (1108 S)

4',5,7-Trihydroxy-3'-methoxyflavone
see Chrysoeriol (1104 S)

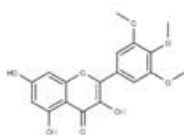
3,5,7-Trihydroxy-4'-methoxyflavylum chloride
see Kaempferidinidin chloride (0944 S)

3',5,7-Trihydroxy-4'-methoxyflavylium chloride
see Diosmetinidin chloride (0922 S)

4,5,7-Trihydroxy-2-methylanthraquinone
see Emodin (0453 S)

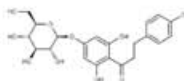
3beta,16alpha,23-Trihydroxyolean-12-en-28-oic acid
see Caulophyllogenin (0005 S)

3,4',5-Trihydroxystilbene
see Resveratrol (4963 S)



3,5,7-Trihydroxy-3',4',5'-trimethoxyflavone
 Assay (HPLC) ≥95% [with HPLC chromatogram]
 = Myricetin trimethylether
 FLAVONOID / Flavonol P260 - P262
 MW : 360.33
 [146132-95-8]
 C₁₈H₁₆O₈

10 mg # 1310

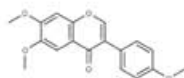


Trilobatin
 Assay (HPLC) ≥99% [with HPLC chromatogram]
 = Phloretin-4'-O-glucoside
 POLYPHENOL / Dihydrochalcone Store in the desiccator
 P260 - P262
 MW : 436.42
 [4192-90-9]
 C₂₁H₂₄O₁₀

10 mg # 1314 S

4',5,7-Trimethoxyflavone
see Apigenin-4',5,7-trimethylether (1324)

5,6,7-Trimethoxyflavone
see Baicalein-5,6,7-trimethylether (1323)



4',6,7-Trimethoxyisoflavone
 Assay (HPLC) ≥90% [with HPLC chromatogram]
 FLAVONOID / Isoflavone P260 - P262
 MW : 312.33
 [798-61-8]
 C₁₈H₁₆O₅

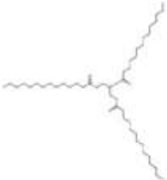

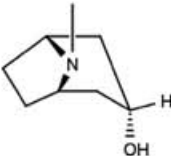

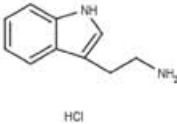

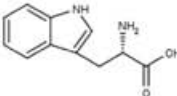
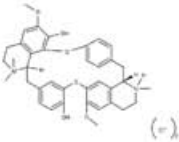

10 mg # 1291

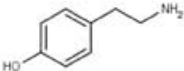
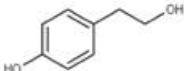
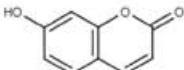
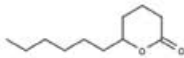

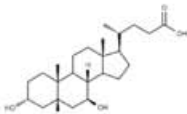
cis-2,4,5-Trimethoxypropenylbenzene
see beta-Asarone (6010 S)

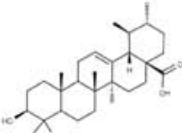
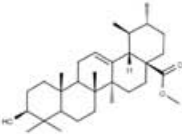
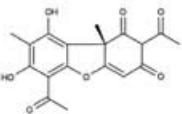

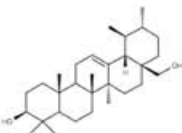
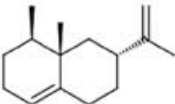

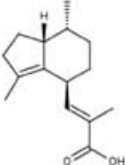
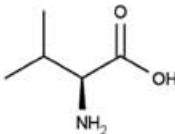
trans-2,4,5-Trimethoxypropenylbenzene
see alpha-Asarone (6009)

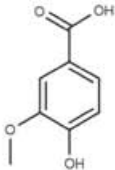
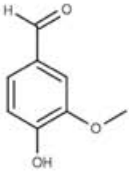
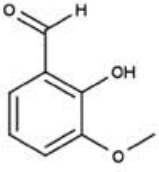
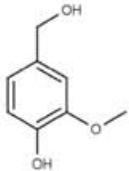
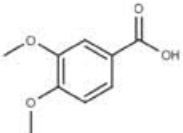
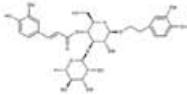
3,7,11-Trimethyl-2,6,10-dodecatrien-1-ol
see Farnesol (5021)

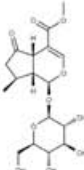
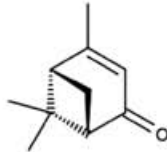
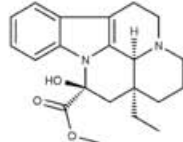

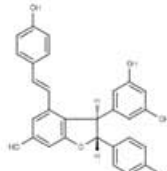

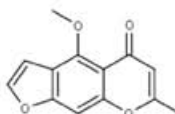

[+]-1,3,3-Trimethyl-2-norbornanone
see (+)-Fenchone (5394 S)

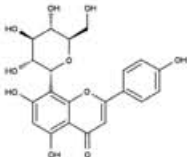
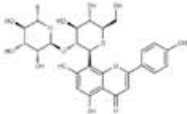

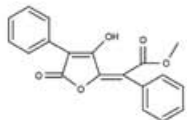

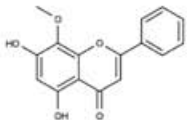
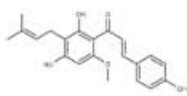
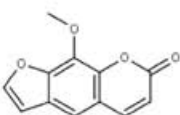

	<p>Trimyristin = Glycerin trimyristate LIPID / Fatty acid deriv. MW : 723.19 [555-45-3] C₄₅H₈₆O₆</p>	<p>1 g # 3069</p>	<p>Store at +2/8 °C P260 - P262</p>
	<p>Tripalmitin = Glycerin tripalmitate LIPID / Fatty acid deriv. MW : 807.34 [555-44-2] C₅₁H₉₈O₆</p>	<p>1 g # 3072</p>	<p>Store at +2/8 °C P260 - P262</p>
<p>Trochol <i>see Betulin (0018 S)</i></p>			
	<p>Tropine ALKALOID / Tropane MW : 141.22 [120-29-6] C₈H₁₅NO</p>	<p>100 mg # 0672</p>	<p>P260 - P280 H302 - H332</p>
			
<p>L-Tropine tropate <i>see L-Hyoscyamine (0669)</i></p>			
<p>L-Tropine tropate hydrobromide <i>see L-Hyoscyamine hydrobromide (0670)</i></p>			
 <p>HCl</p>	<p>Tryptamine hydrochloride AMINOACID MW : 196.68 [343-94-2] C₁₀H₁₂N₂.HCl</p>	<p>1 g # 5937</p>	<p>P260 - P262 - P280 - P305+P351+P338 - P337+P313 H302 - H332 - H312 - H315 - H319 - H335</p>
			
	<p>L-Tryptophan AMINOACID MW : 204.23 [73-22-3] C₁₁H₁₂N₂O₂</p>	<p>1 g # 5569</p>	<p>P260 - P262</p>
 <p>(+)</p>	<p>(+)-Tubocurarine chloride ALKALOID / Isoquinoline MW : 681.65 [57-94-3] C₃₇H₄₂Cl₂N₂O₆</p>	<p>10 mg # 1531</p>	<p>P260 - P280 - P284 - P309+P311 H300 - H331 - H311</p>
			
<p>Tulipanin chloride <i>see Delphinidin-3-O-rutinoside chloride (0901 S)</i></p>			

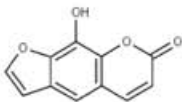

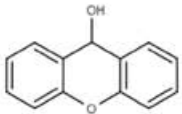
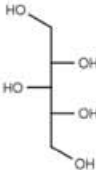
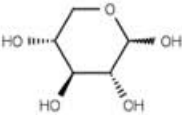
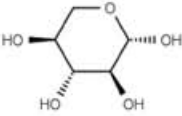
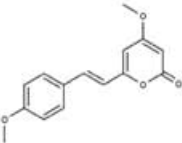

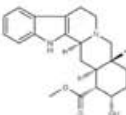

	<p>Tyramine AMINDACID MW : 137.19 [51-67-2] C₈H₁₁NO</p>	<p>1 g # 5567 P260 - P280 - P305+P351+P338 - P337+P313 H315 - H319 - H335</p>
	<p>Tyrosol Assay (HPLC) ≥95% [with HPLC chromatogram] = 2-(4-Hydroxyphenyl)ethylalcohol ORGANICS / Phenylacetic acid deriv. MW : 138.17 [501-94-0] C₈H₁₀O₂</p>	<p>100 mg # 4834 P260 - P280 - P305+P351+P338 - P337+P313 H315 - H319 - H335</p>
	<p>Umbelliferone Assay (HPLC) ≥95% [with HPLC chromatogram] = 7-Hydroxycoumarin COUMARIN MW : 162.15 [93-35-6] C₉H₆O₃</p>	<p>1 g # 0529 P260 - P280 - P305+P351+P338 - P337+P313 H315 - H319 - H335</p>
	<p>delta-Undecalactone Assay (GC) ≥97% [with GC chromatogram] ORGANICS / Lactone MW : 184.28 [710-04-3] C₁₁H₂₀O₂</p>	<p>100 mg # 5173 S Store at +2/8 °C P260 - P280 - P305+P351+P338 - P337+P313 H315 - H319 - H335</p>
	<p>gamma-Undecalactone Assay (GC) ≥98% [with GC chromatogram] ORGANICS / Lactone MW : 184.28 [104-67-6] C₁₁H₂₀O₂</p>	<p>100 mg # 3298 S Store at +2/8 °C P260 - P280 - P305+P351+P338 - P337+P313 H315 - H319 - H335</p>
<p>2-Undecanone <i>see Methylonylketone (3134 S)</i></p>		
<p>12-Ursen-3-beta,28-diol <i>see Uvaol (0039 S)</i></p>		
<p>12-Ursen-3-beta-ol <i>see alpha-Amyrin (0015 S)</i></p>		
	<p>Ursodeoxycholic acid STEROID MW : 392.58 [128-13-2] C₂₄H₄₀O₄</p>	<p>1 g # 3578 P260 - P262</p>

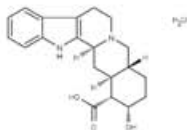


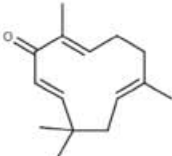

	<p>Ursolic acid Assay (HPLC) ≥98% [with HPLC chromatogram] = 3β-Hydroxyurs-12-en-28-oic acid TRITERPENE / Ursane MW : 456.71 [77-52-1] C₃₀H₄₈O₃</p>	<p>25 mg # 0037 S</p>	<p>P260 - P262</p>
	<p>Ursolic acid methylester Assay (HPLC) ≥99% [with HPLC chromatogram] TRITERPENE / Ursane MW : 470.74 [32208-45-0] C₃₁H₅₀O₃</p>	<p>10 mg # 0038 S</p>	<p>P260 - P262</p>
	<p>(+)-Usnic acid POLYPHENOL MW : 344.33 [7562-61-0] C₁₈H₁₆O₇</p>	<p>1 g # 6169</p>	<p>P260 - P280 H302 </p>
	<p>Uvaol Assay (HPLC) ≥98,5% [with HPLC chromatogram] = 12-Ursen-3-β,28-diol TRITERPENE / Ursane MW : 442.73 [545-46-0] C₃₀H₅₀O₂</p>	<p>10 mg # 0039 S</p>	<p>P260 - P262</p>
	<p>Valencene Assay (GC) ≥75% [with GC chromatogram] SESQUITERPENE MW : 204.36 [4630-07-3] C₁₅H₂₄</p>	<p>100 mg # 3816</p>	<p>Store at +2/8 °C P260 - P262</p>
			
	<p>Valerenic acid Assay (HPLC) ≥ 99% [with HPLC chromatogram] SESQUITERPENE MW : 234.35 [3569-10-6] C₁₅H₂₂O₂</p>	<p>10 mg # 3801 S</p>	<p>Store at +2/8 °C P260 - P262</p>
<p>Valerenolic acid <i>see Hydroxyvalerenic acid [3814 S]</i></p>			
	<p>L-Valine AMINOCID MW : 117.16 [72-18-4] C₅H₁₁NO₂</p>	<p>1 g # 5570</p>	<p>P260 - P262</p>

	<p>Vanillic acid Assay (HPLC) ≥95% [with HPLC chromatogram] = 4-Hydroxy-3-methoxybenzoic acid ORGANICS / Benzoic acid deriv. MW : 168.15 [121-34-6] C₈H₈O₄</p>	<p>1 g # 6113 P260 - P262</p>
	<p>Vanillin Assay (GC) ≥99% [with GC chromatogram] = 4-Hydroxy-3-methoxybenzaldehyde ORGANICS / Benzoic acid deriv. MW : 152.15 [121-33-5] C₈H₈O₃</p>	<p>1 g # 6110 S Store at +2/8 °C P260 - P262 - P280 - P305+P351+P338 - P337+P313 H302 - H319 - H317</p>
	<p>2-Vanillin = 2-Hydroxy-3-methoxybenzaldehyde ORGANICS / Benzoic acid deriv. MW : 152.15 [148-53-8] C₈H₈O₃</p>	<p>1 g # 6300 P260 - P280 - P305+P351+P338 - P337+P313 H302 - H315 - H319 - H335</p>
	<p>Vanillyl alcohol = 4-Hydroxy-3-methoxybenzylalcohol ORGANICS / Benzoic acid deriv. MW : 154.17 [498-00-0] C₈H₁₀O₃</p>	<p>1 g # 4737 P260 - P280 - P305+P351+P338 - P337+P313 H315 - H319 - H335</p>
<p>N-Vanillylnonanamide <i>see Nonivamide [1584]</i></p>		
	<p>Veratric acid = 3,4-Dimethoxybenzoic acid ORGANICS / Benzoic acid deriv. MW : 182.18 [93-07-2] C₉H₁₀O₄</p>	<p>1 g # 6067 P260 - P280 - P305+P351+P338 - P337+P313 H315 - H319 - H335</p>
<p>Veratrole <i>see Guaiacol methylether [6468]</i></p>		
<p>Veratroyltropine hydrochloride <i>see Convolvamine hydrochloride [1663]</i></p>		
	<p>Verbascoside Assay (HPLC) ≥99% [with HPLC chromatogram] = Kusagin in ; Acteoside ORGANICS / Cinnamic acid deriv. MW : 624.6 [61276-17-3] C₂₉H₃₆O₁₅</p>	<p>10 mg # 4994 S Store in the desiccator and away from light. P260 - P262</p>

	<p>Verbenalin Assay (HPLC) ≥95% [with HPLC chromatogram] = Cornin MONOTERPENE / Iridoid MW : 388.37 [548-37-8] C₁₇H₂₄O₁₀</p>	<p>10 mg # 0210</p>
	<p>(-)-Verbenone Assay (GC) ≥99% [sum of enantiomers] [with GC chromatogram] MONOTERPENE MW : 150.22 [1 196-01-6] C₁₀H₁₄O</p>	<p>100 mg # 5117 S</p>
<p>Vinburnine <i>see (-)-Eburnamonine (1567)</i></p>		
	<p>Vincamine Assay (HPLC) ≥90% [with HPLC chromatogram] ALKALOID / Indole MW : 354.45 [1617-90-9] C₂₁H₂₆N₂O₃</p>	<p>100 mg # 0665</p>
<p>P260 - P280 H302</p>		
		
<p>Vincamone <i>see (-)-Eburnamonine (1567)</i></p>		
	<p>trans-epsilon-Viniferin Assay (HPLC) ≥95% [with HPLC chromatogram] POLYPHENOL / Stilbene MW : 454.48 [62218-08-0] C₂₈H₂₂O₆</p>	<p>10 mg # 4958</p>
<p>Store at +2/8 °C P260 - P262</p>		
		
<p>beta-Viscol <i>see Lupeol (0017 S)</i></p>		
	<p>Visnagin Assay (HPLC) ≥95% [with HPLC chromatogram] = 5-Methoxy-2-methylfuranochromone ORGANICS MW : 230.22 [82-57-5] C₁₃H₁₀O₄</p>	<p>100 mg # 6605</p>
<p>Store at +2/8 °C P260 - P280 H302</p>		
		
<p>Vitamin C <i>see L-(+)-Ascorbic acid (0708)</i></p>		
<p>Vitamin K3 <i>see 2-Methyl-1,4-naphthoquinone (0473)</i></p>		

	<p>Vitexin Assay (HPLC) ≥99% [with HPLC chromatogram] = Apigenin-8-C-glucoside FLAVONOID / Flavone MW : 432.38 [3681-93-4] C₂₁H₂₀O₁₀</p>	<p>10 mg # 1232 S</p>
<p>Store in the desiccator P260 - P262</p>		
	<p>Vitexin-2''-O-rhamnoside Assay (HPLC) ≥99% [with HPLC chromatogram] = Apigenin-8-C-glucoside-2''-O-rhamnoside FLAVONOID / Flavone MW : 578.53 [64820-99-1] C₂₇H₃₀O₁₄</p>	<p>10 mg # 1006 S</p>
<p>Store in the desiccator P260 - P262</p>		
		
	<p>Vulpic acid = Vulpinic acid ORGANICS MW : 322.32 [521-52-8] C₁₉H₁₄O₅</p>	<p>100 mg # 6172</p>
<p>P260 - P280 H302</p>		
<p>Vulpinic acid <i>see Vulpic acid (6172)</i></p>		
	<p>Wogonin Assay (HPLC) ≥99% [with HPLC chromatogram] = 5,7-Dihydroxy-8-methoxyflavone FLAVONOID / Flavone MW : 284.27 [632-85-9] C₁₆H₁₂O₅</p>	<p>10 mg # 1304 S</p>
<p>P260 - P262</p>		
<p>Wrightiine <i>see Conessine (1865)</i></p>		
	<p>Xanthohumol Assay (HPLC) ≥99% [with HPLC chromatogram] POLYPHENOL / Chalcone MW : 354.4 [569-83-5] C₂₁H₂₂O₅</p>	<p>10 mg # 1346 S</p>
<p>P260 - P262</p>		
<p>Xanthophyll <i>see Lutein (0306 S)</i></p>		
	<p>Xanthotoxin Assay (HPLC) ≥90% [with HPLC chromatogram] COUMARIN / Furocoumarin MW : 216.19 [298-81-7] C₁₂H₈O₄</p>	<p>25 mg # 0530</p>
<p>Store away from light. P260 - P262 - P280 H302 - H317</p>		

	<p>Xanthotoxol Assay (HPLC) ≥90% [with HPLC chromatogram] COUMARIN / Furocoumarin MW : 202.17 [2009-24-7] C₁₁H₆O₄</p>	<p>25 mg # 0534</p>
		<p>Store away from light. P260 - P280 H302</p>
		
	<p>Xanthidrol Assay (HPLC) ≥95% [with HPLC chromatogram] ORGANICS MW : 198.22 [90-46-0] C₁₃H₁₀O₂</p>	<p>1 g # 8816</p>
		<p>Store at +2/8 °C P260 - P262</p>
<p>2,4-Xylenol <i>see 2,4-Dimethylphenol [6219 S]</i></p>		
	<p>Xylitol OLIGOSACCHARIDE MW : 152.16 [87-99-0] C₅H₁₂O₅</p>	<p>1 g # 4311</p>
		<p>P260 - P262</p>
	<p>D-(+)-Xylose OLIGOSACCHARIDE MW : 150.14 [58-86-6] C₅H₁₀O₅</p>	<p>1 g # 4312</p>
		<p>P260 - P262</p>
	<p>L-(-)-Xylose OLIGOSACCHARIDE MW : 150.14 [609-06-3] C₅H₁₀O₅</p>	<p>1 g # 4313</p>
		<p>P260 - P262</p>
	<p>Yangonin Assay (HPLC) ≥95% [with HPLC chromatogram] ORGANICS / Cinnamic acid deriv. MW : 258.27 [500-62-9] C₁₅H₁₄O₄</p>	<p>10 mg # 4989</p>
		<p>P260 - P280 H302</p>
		
<p>alpha-Yohimbine hydrochloride <i>see Rauwolfscine hydrochloride [0656]</i></p>		
	<p>Yohimbine hydrochloride ALKALOID / Indole MW : 390.91 [65-19-0] C₂₁H₂₆N₂O₃·HCl</p>	<p>100 mg # 1542</p>
		<p>P260 - P280 - P284 - P309+P311 H300 - H331 - H311</p>
		

	<p>Yohimbinic acid monohydrate ALKALOID / Indole MW : 358.44 [207801-27-2] $C_{20}H_{24}N_2O_3 \cdot H_2O$</p>	<p>100 mg # 1596 P260 - P280 - P284 - P309+P311 H301 - H311 - H331</p>	
	<p>Zeaxanthin Assay (UV) ≥98% CAROTENOID MW : 568.89 [144-68-3] $C_{40}H_{56}O_2$</p>	<p>5 mg # 0307 S Store away from light. HIGHLY UNSTABLE Store at <15 °C P260 - P262</p>	
	<p>Zerumbone Assay (HPLC) ≥99% [with HPLC chromatogram] SESQUITERPENE MW : 218.34 [471-05-6] $C_{15}H_{22}O$</p>	<p>20 mg # 5425 S Store at +2/8 °C P260 - P262 - P273 - P280 H317 - H400</p>	



Supplied by:



Greyhound Chromatography and Allied Chemicals
6 Kelvin Park, Birkenhead, Merseyside CH41 1LT
United Kingdom

Tel: +44 (0) 151 649 4000
Fax: +44 (0) 151 649 4001
Email: sales@greyhoundchrom.com
Web: www.greyhoundchrom.com

Scan me to visit
greyhoundchrom.com



Follow us:



Twitter: @greychrom
Facebook: www.facebook.com/GreyhoundChromatography
Google+: www.google.com/+Greyhoundchrom
YouTube: www.youtube.com/GreyhoundChrom
LinkedIn: www.linkedin.com/company/greyhound-chromatography